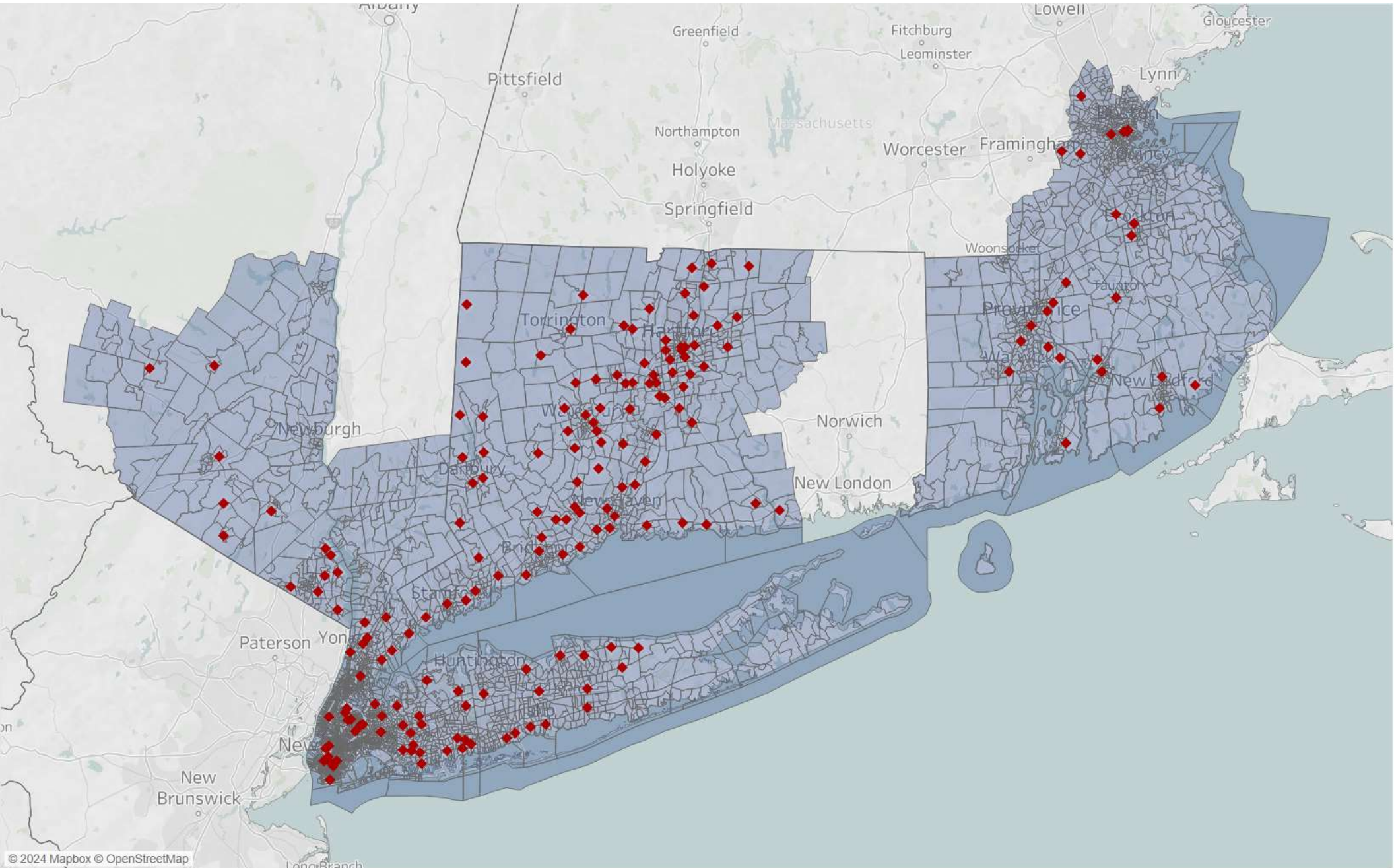


Combined CRA Assessment Area

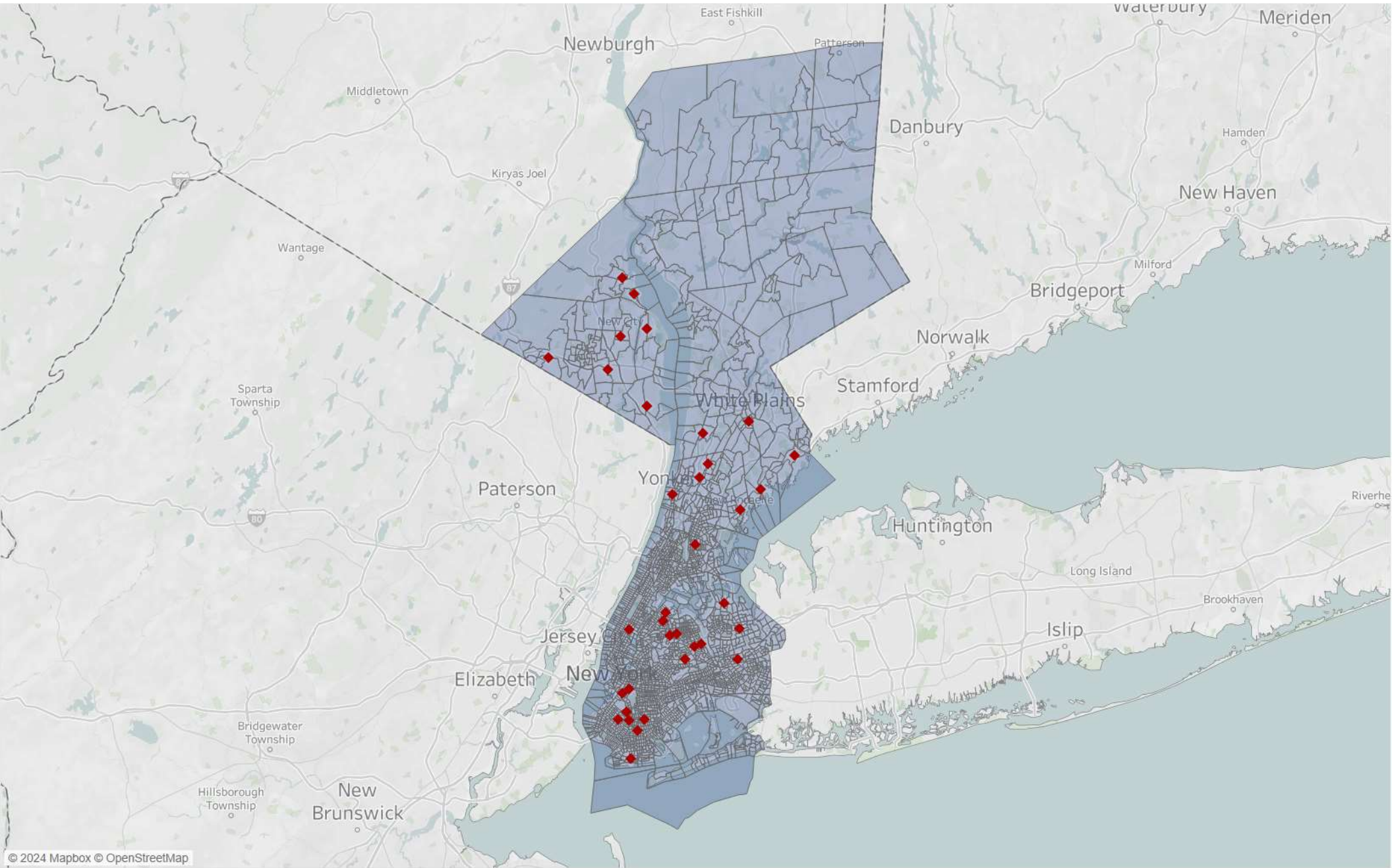


◆ Banking Centers

April 1, 2024

Data subject to change pending updated demographic data

35614 New York-Jersey City-White Plains, NY-NJ



MSA/MD

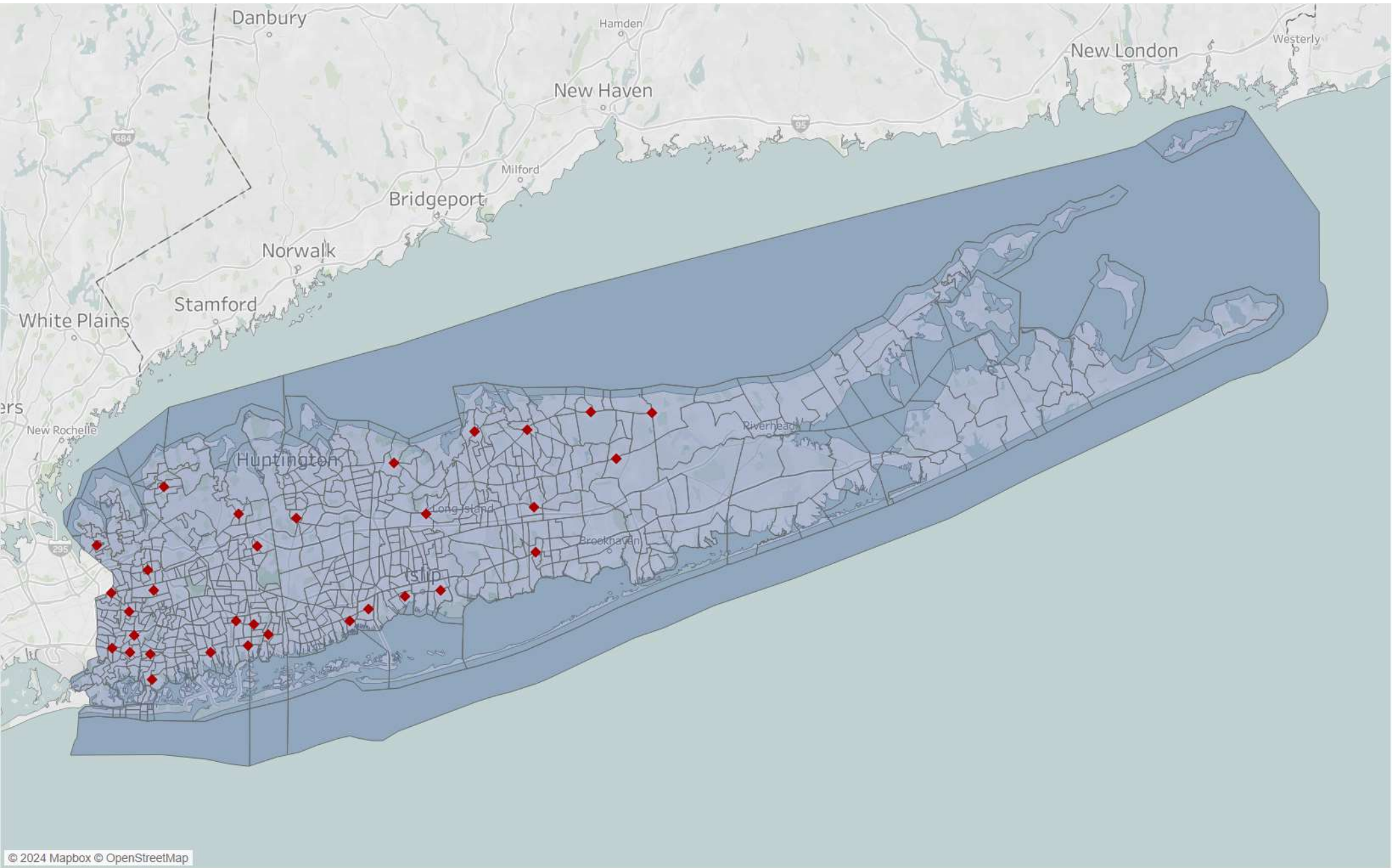
■ 35614 New York-Jersey City-White Plains, NY-NJ

◆ Banking Centers

April 1, 2024

Data subject to change pending updated demographic data

35004 Nassau County-Suffolk County, NY

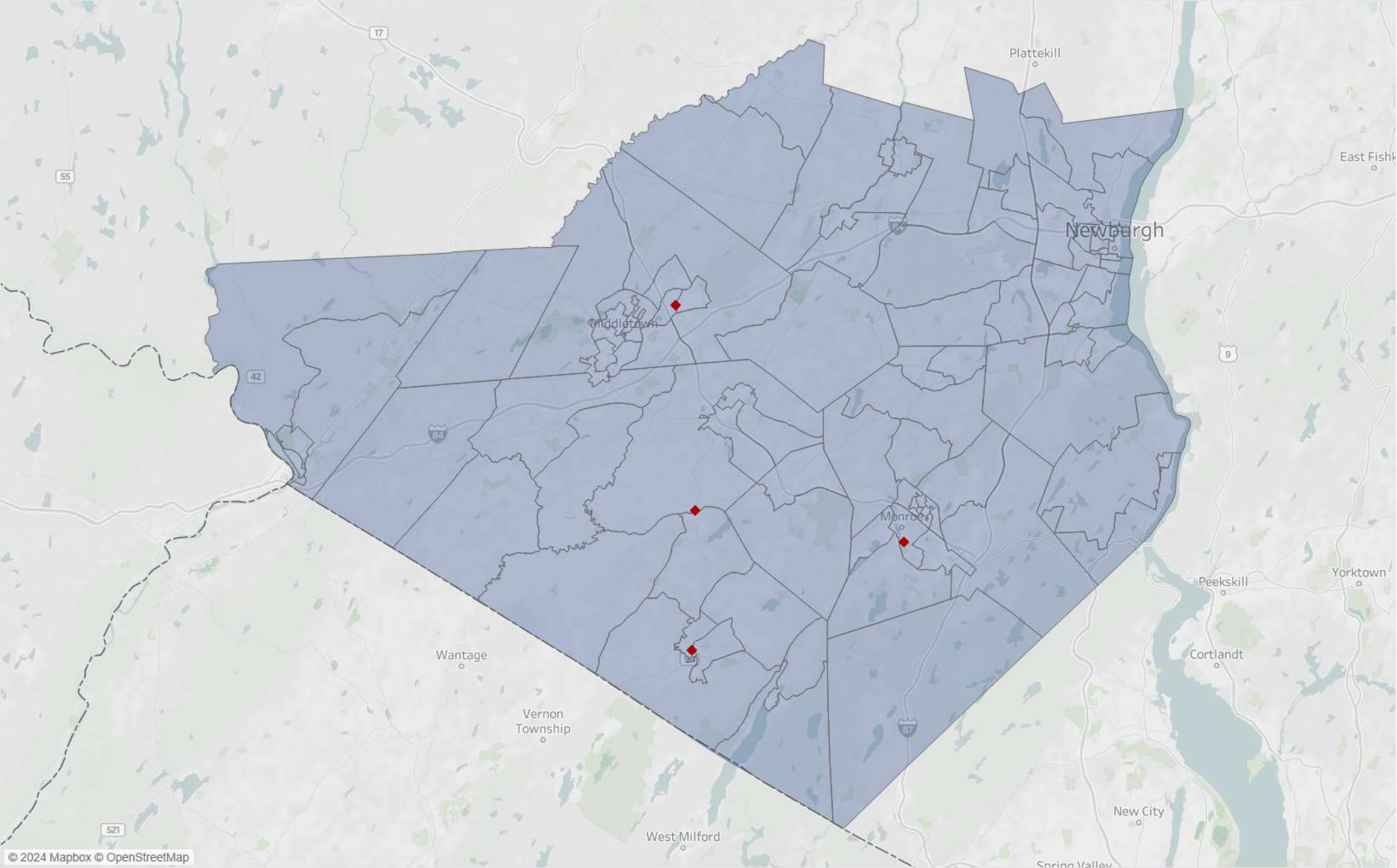


- MSA/MD**
- 35004 Nassau County-Suffolk County, NY
 - Banking Centers

April 1, 2024

Data subject to change pending updated demographic data

28880 Kiryas Joel-Poughkeepsie-Newburgh, NY MSA



© 2024 Mapbox © OpenStreetMap

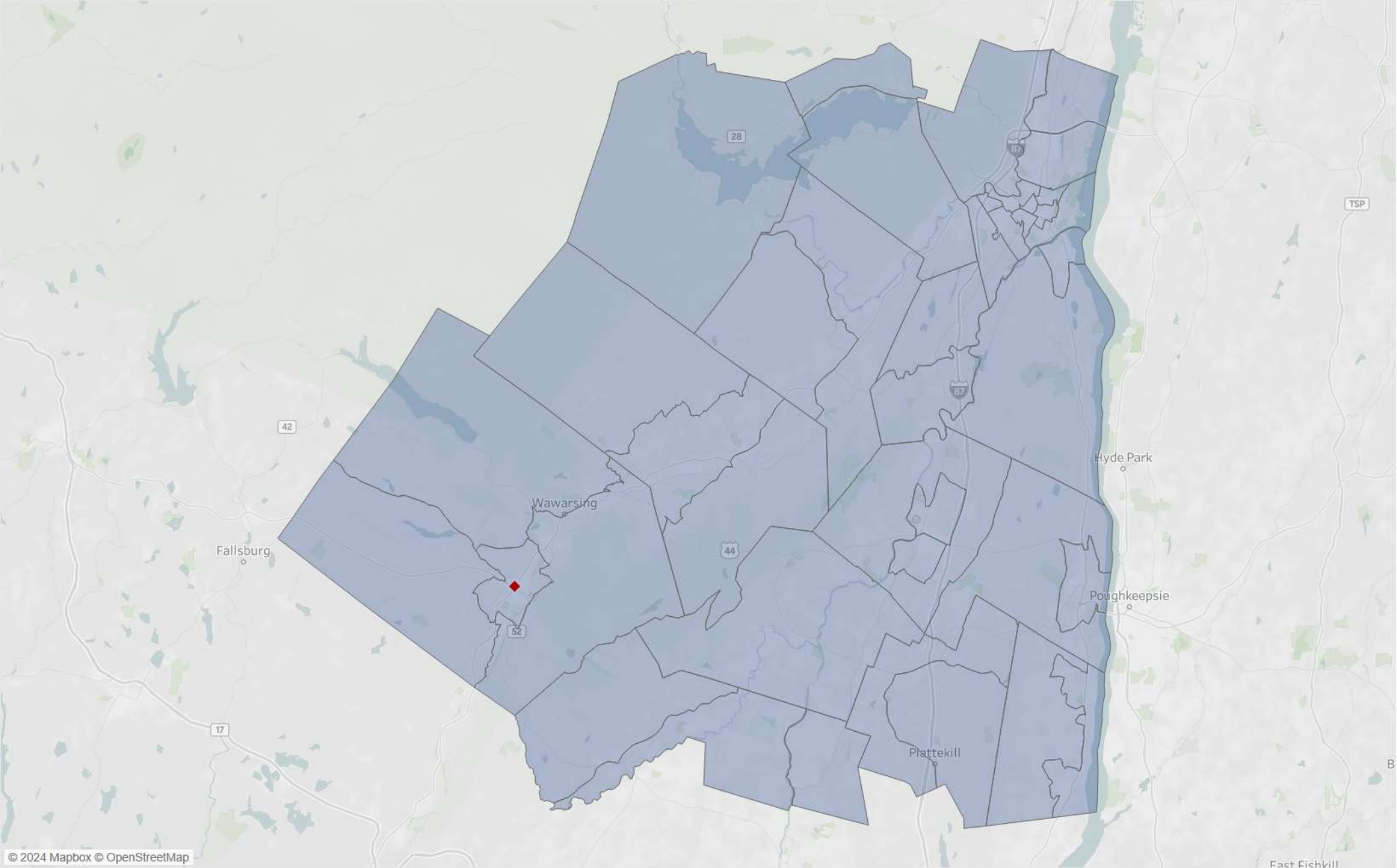
MSA/MD
■ 28880 Kiryas Joel-Poughkeepsie-Newburgh, NY MSA

◆ Banking Centers

April 1, 2024

Data subject to change pending updated demographic data

28740 Kingston, NY MSA



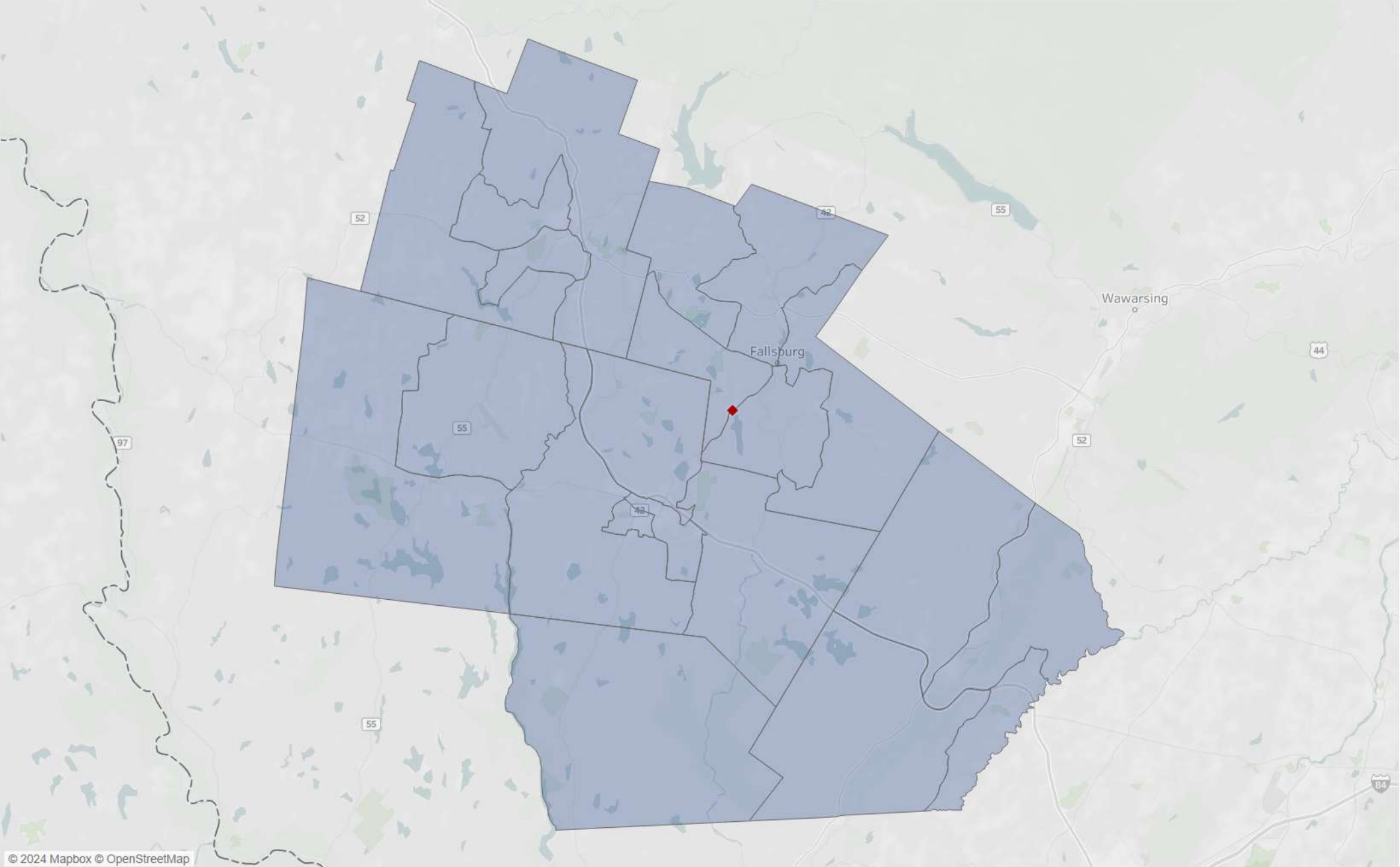
MSA/MD
■ 28740 Kingston, NY MSA

◆ Banking Centers

April 1, 2024

Data subject to change pending updated demographic data

99999 NA Sullivan County, NY



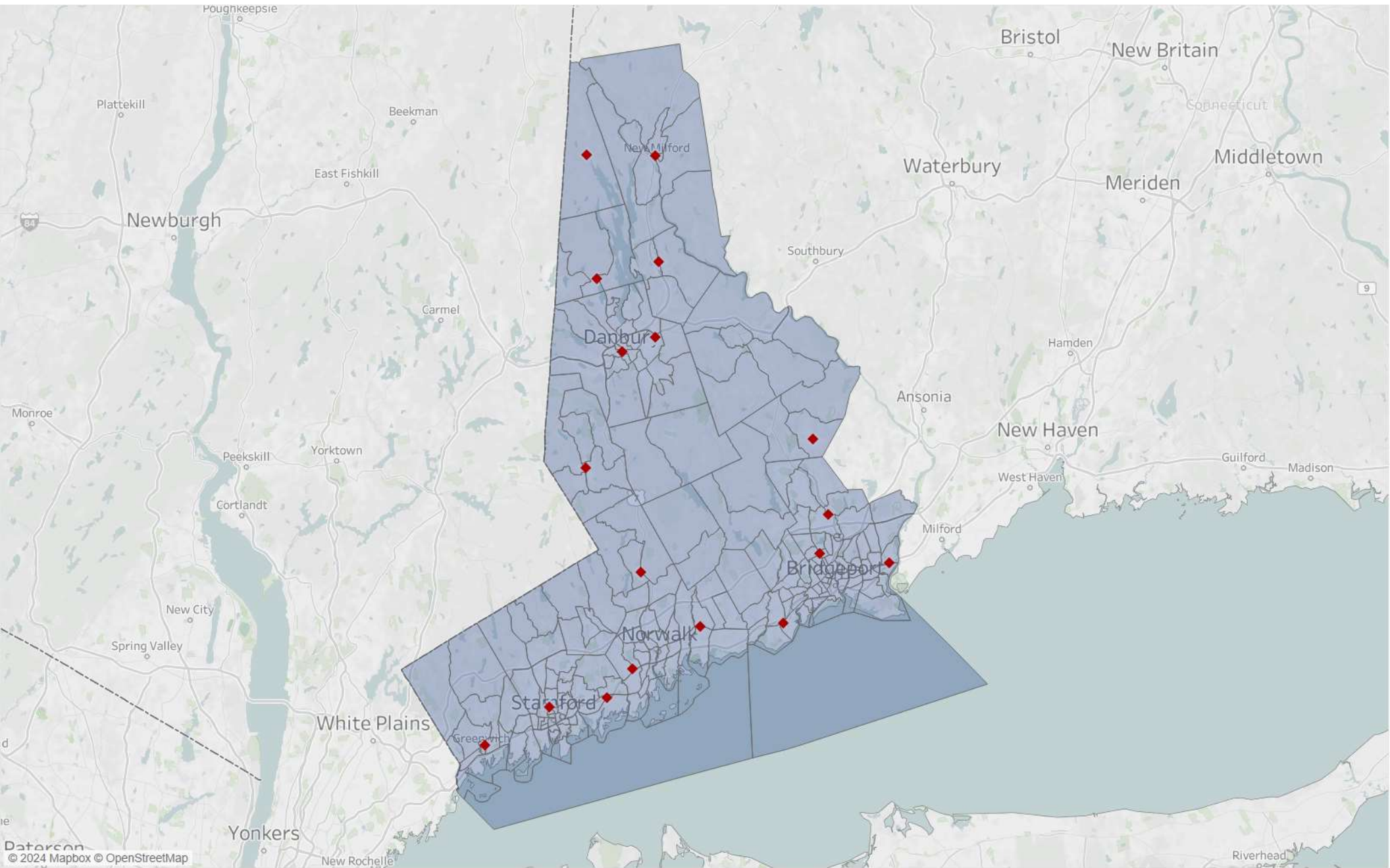
© 2024 Mapbox © OpenStreetMap

- MSA/MD
- 99999 NA
- Banking Centers

April 1, 2024

Data subject to change pending updated demographic data

14860 Bridgeport-Stamford-Danbury, CT MSA



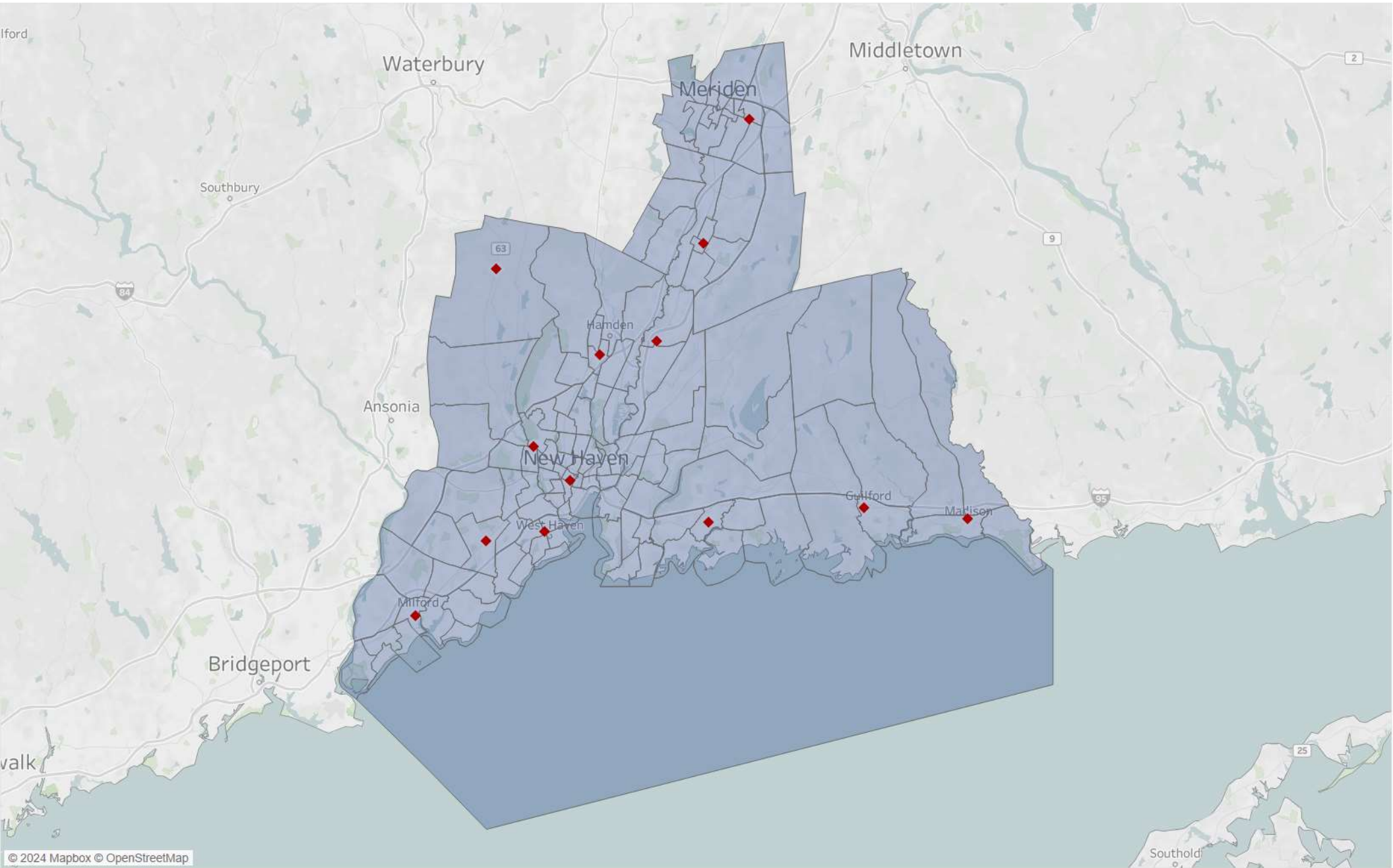
MSA/MD
■ 14860 Bridgeport-Stamford-Danbury, CT MSA

◆ Banking Centers

April 1, 2024

Data subject to change pending updated demographic data

35300 New Haven, CT MSA



© 2024 Mapbox © OpenStreetMap

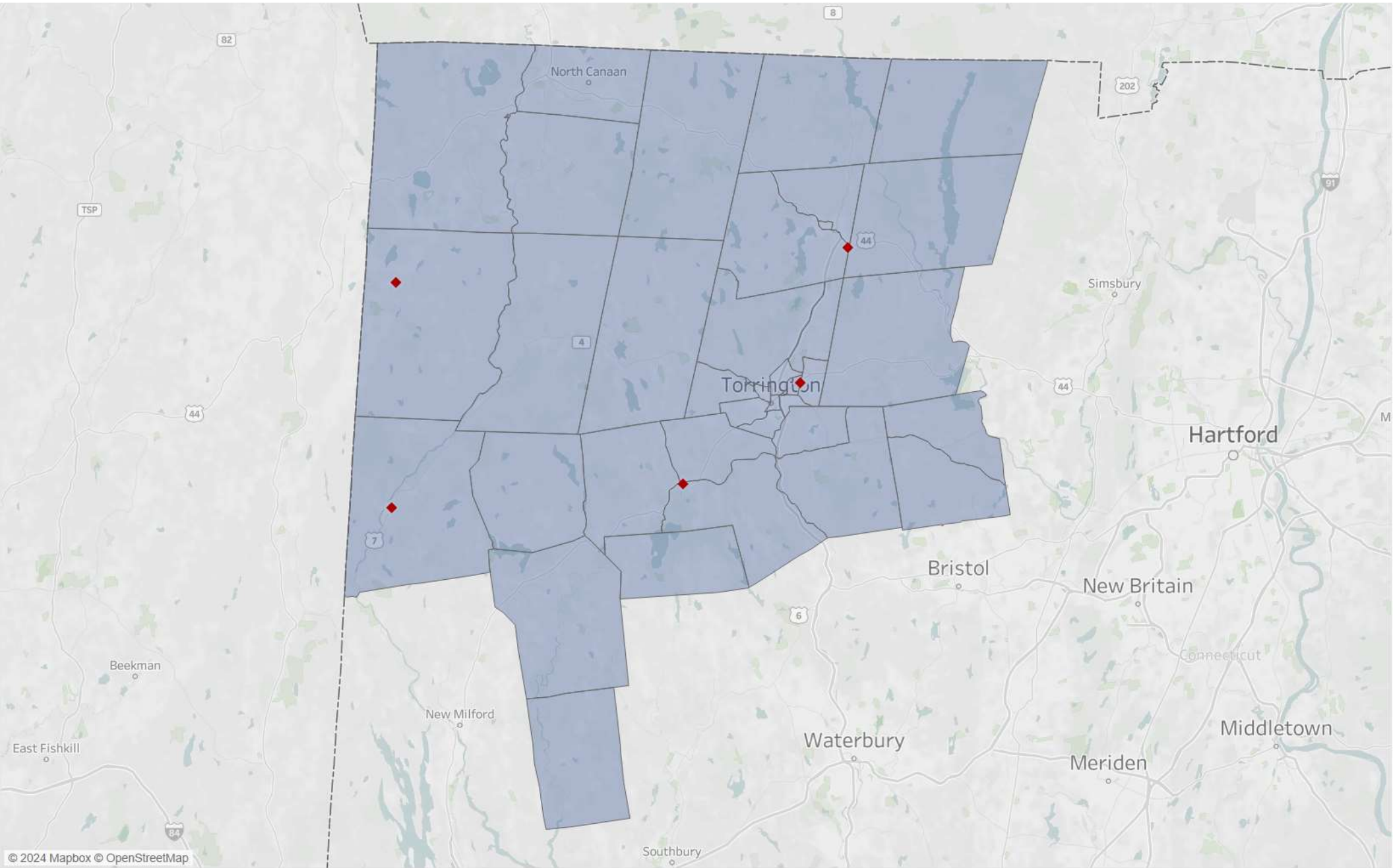
MSA/MD
■ 35300 New Haven, CT MSA

◆ Banking Centers

April 1, 2024

Data subject to change pending updated demographic data

99999 NA 160 Northwest Hills Planning Region, CT

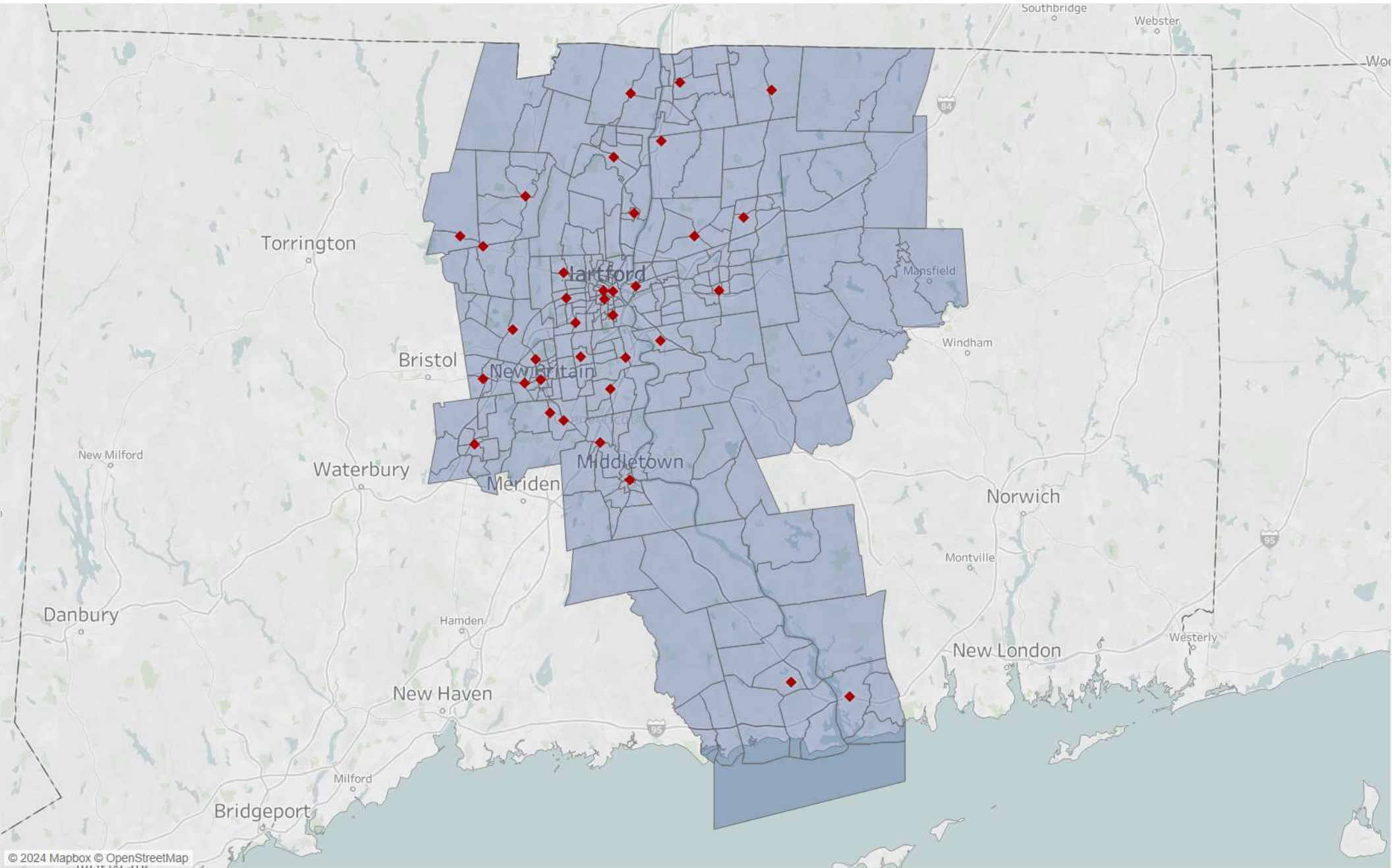


MSA/MD
■ 99999 NA
◆ Banking Centers

April 1, 2024

Data subject to change pending updated demographic data

25540 Hartford-West Hartford-East Hartford, CT MSA



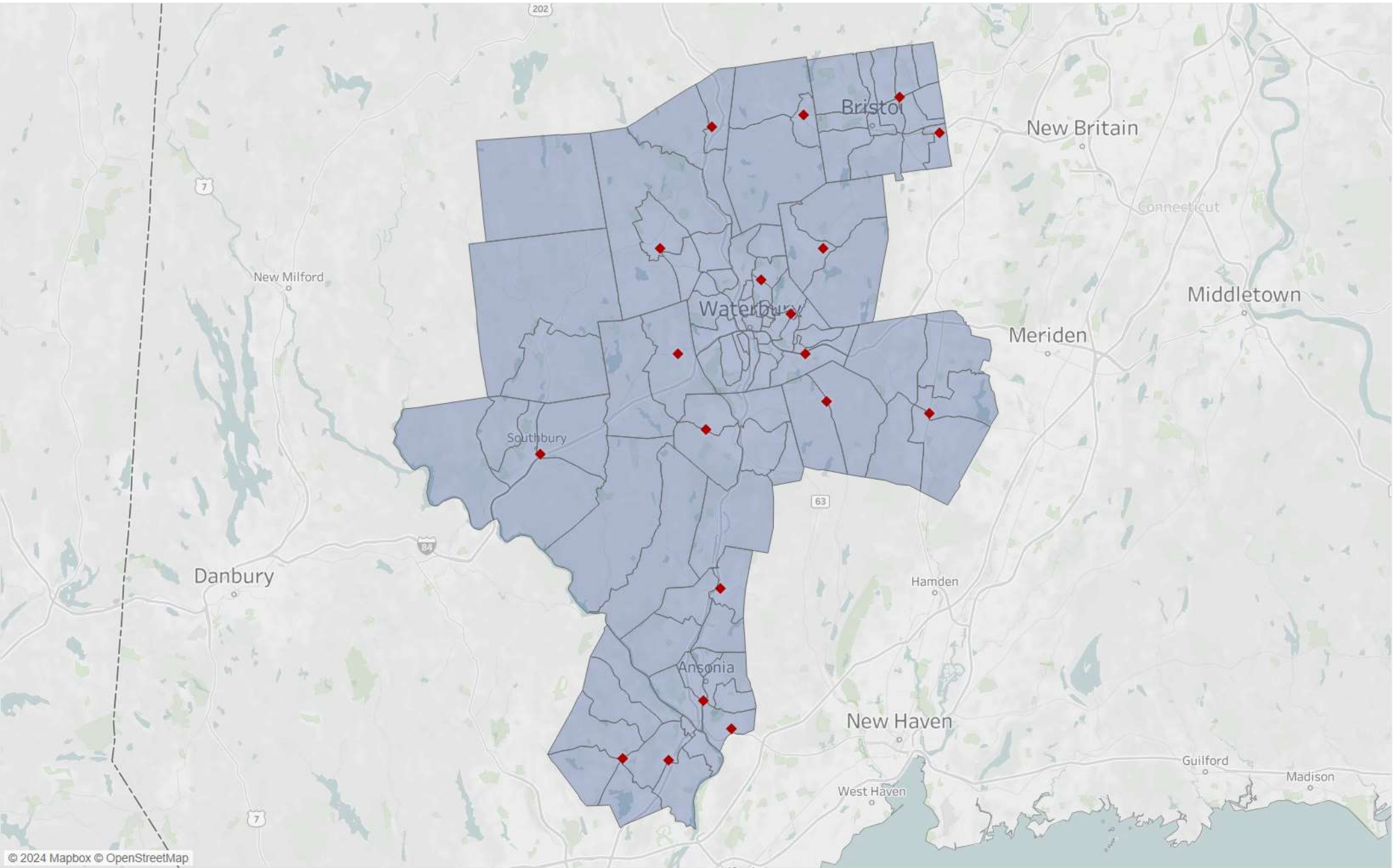
MSA/MD
■ 25540 Hartford-West Hartford-East Hartford, CT MSA

◆ Banking Centers

April 1, 2024

Data subject to change pending updated demographic data

47930 Waterbury-Shelton, CT MSA

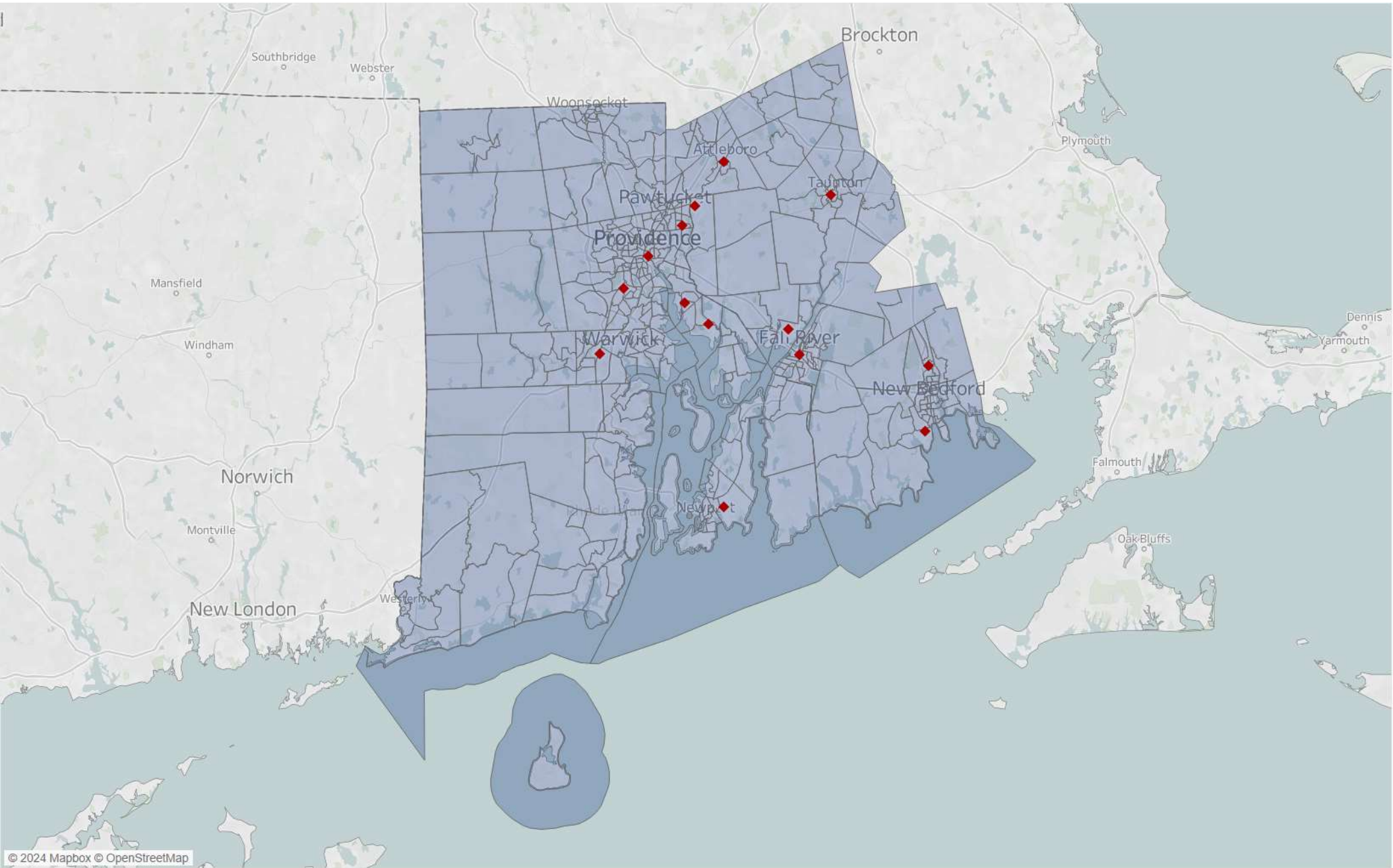


MSA/MD
■ 47930 Waterbury-Shelton, CT MSA
◆ Banking Centers

April 1, 2024

Data subject to change pending updated demographic data

39300 Providence-Warwick, RI-MA MSA



© 2024 Mapbox © OpenStreetMap

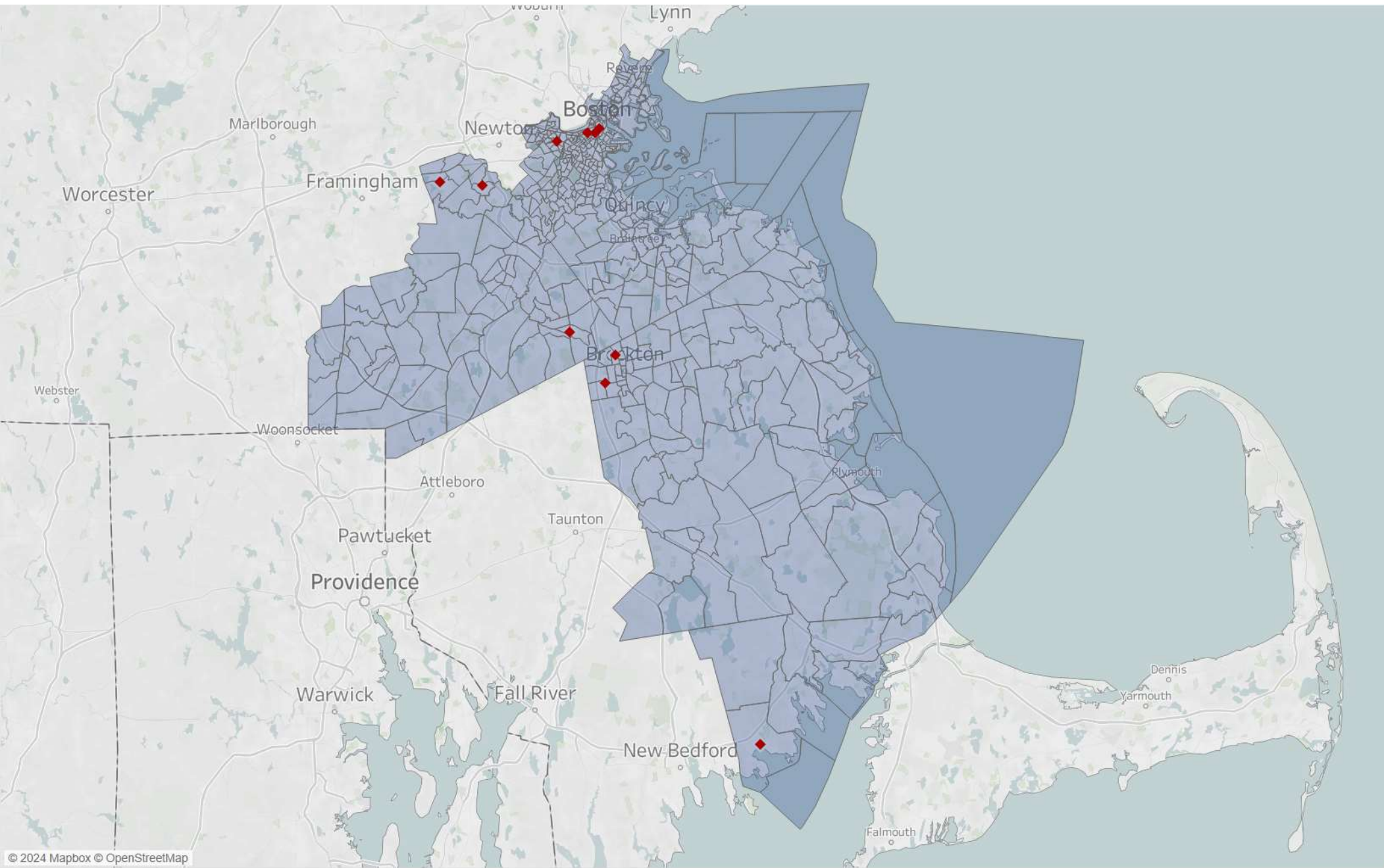
MSA/MD
■ 39300 Providence-Warwick, RI-MA MSA

◆ Banking Centers

April 1, 2024

Data subject to change pending updated demographic data

14454 Boston, MA



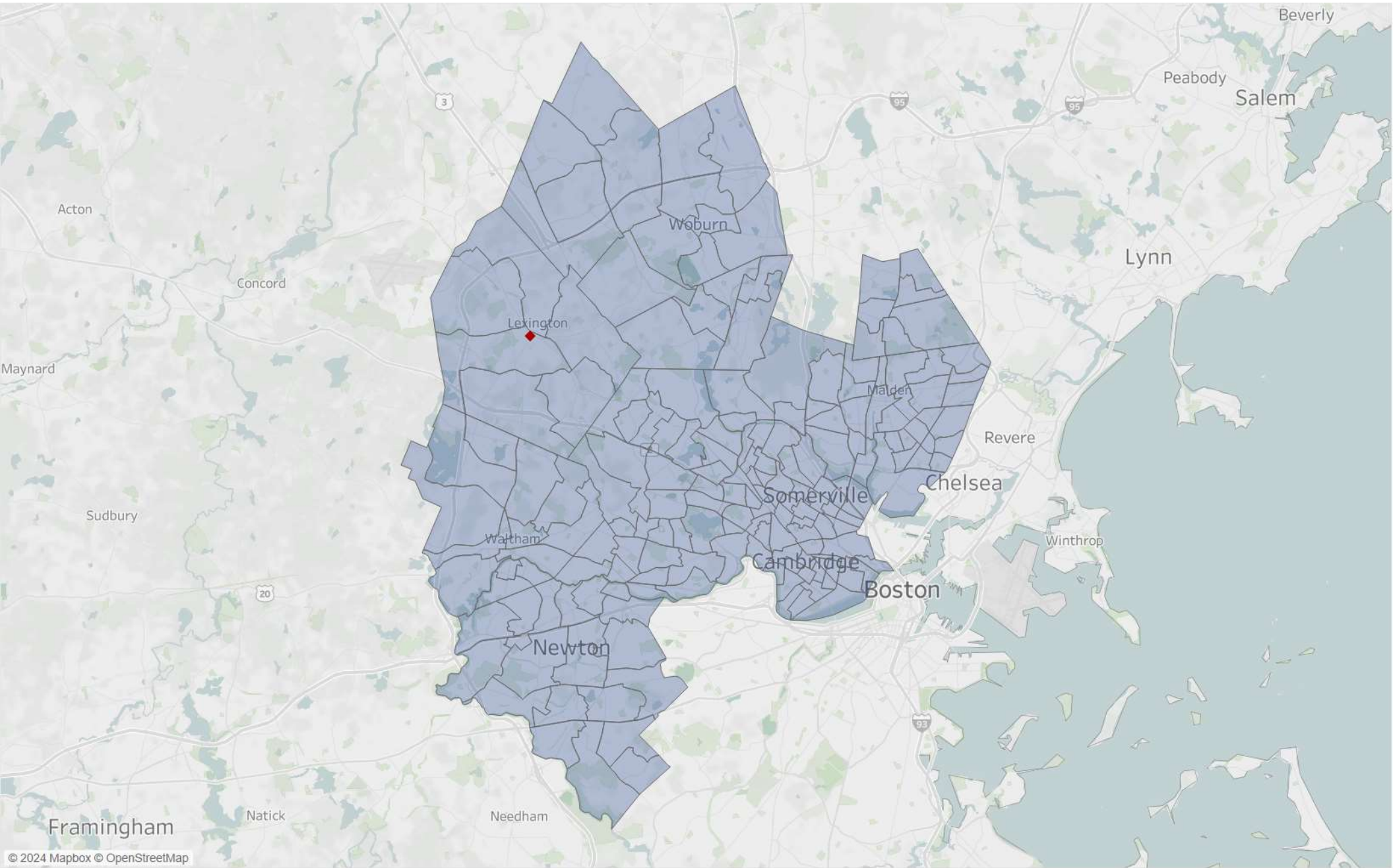
© 2024 Mapbox © OpenStreetMap

- MSA/MD
- 14454 Boston, MA
- Banking Centers

April 1, 2024

Data subject to change pending updated demographic data

15764 Cambridge-Newton-Framingham, MA



© 2024 Mapbox © OpenStreetMap

MSA/MD

■ 15764 Cambridge-Newton-Framingham, MA

◆ Banking Centers

April 1, 2024

Data subject to change pending updated demographic data

State Code	State Abr	MSA Number	MSA Name	County Code	County Name	Census Tract
09	CT	35300	New Haven, CT MSA	170	South Central Connecticut PR	1805.00
09	CT	35300	New Haven, CT MSA	170	South Central Connecticut PR	1806.01
09	CT	35300	New Haven, CT MSA	170	South Central Connecticut PR	1806.02
09	CT	35300	New Haven, CT MSA	170	South Central Connecticut PR	1841.01
09	CT	35300	New Haven, CT MSA	170	South Central Connecticut PR	1842.00
09	CT	35300	New Haven, CT MSA	170	South Central Connecticut PR	1843.00
09	CT	35300	New Haven, CT MSA	170	South Central Connecticut PR	1844.00
09	CT	35300	New Haven, CT MSA	170	South Central Connecticut PR	1845.00
09	CT	35300	New Haven, CT MSA	170	South Central Connecticut PR	1846.00
09	CT	35300	New Haven, CT MSA	170	South Central Connecticut PR	1847.00
09	CT	35300	New Haven, CT MSA	170	South Central Connecticut PR	1861.00
09	CT	35300	New Haven, CT MSA	170	South Central Connecticut PR	1862.00
09	CT	35300	New Haven, CT MSA	170	South Central Connecticut PR	1901.00
09	CT	35300	New Haven, CT MSA	170	South Central Connecticut PR	1902.00
09	CT	35300	New Haven, CT MSA	170	South Central Connecticut PR	1903.01
09	CT	35300	New Haven, CT MSA	170	South Central Connecticut PR	1903.02
09	CT	35300	New Haven, CT MSA	170	South Central Connecticut PR	1903.03
09	CT	35300	New Haven, CT MSA	170	South Central Connecticut PR	1941.01
09	CT	35300	New Haven, CT MSA	170	South Central Connecticut PR	1941.02
09	CT	35300	New Haven, CT MSA	170	South Central Connecticut PR	1942.01
09	CT	35300	New Haven, CT MSA	170	South Central Connecticut PR	1942.02
09	CT	35300	New Haven, CT MSA	170	South Central Connecticut PR	3614.01
09	CT	35300	New Haven, CT MSA	170	South Central Connecticut PR	3614.02
09	CT	35300	New Haven, CT MSA	170	South Central Connecticut PR	3615.00
09	CT	35300	New Haven, CT MSA	170	South Central Connecticut PR	9900.00
09	CT	47930	Waterbury-Shelton, CT MSA	140	Naugatuck Valley PR	1101.00
09	CT	47930	Waterbury-Shelton, CT MSA	140	Naugatuck Valley PR	1102.01
09	CT	47930	Waterbury-Shelton, CT MSA	140	Naugatuck Valley PR	1102.02
09	CT	47930	Waterbury-Shelton, CT MSA	140	Naugatuck Valley PR	1103.01
09	CT	47930	Waterbury-Shelton, CT MSA	140	Naugatuck Valley PR	1103.02
09	CT	47930	Waterbury-Shelton, CT MSA	140	Naugatuck Valley PR	1104.00
09	CT	47930	Waterbury-Shelton, CT MSA	140	Naugatuck Valley PR	1105.00
09	CT	47930	Waterbury-Shelton, CT MSA	140	Naugatuck Valley PR	1106.01
09	CT	47930	Waterbury-Shelton, CT MSA	140	Naugatuck Valley PR	1106.02
09	CT	47930	Waterbury-Shelton, CT MSA	140	Naugatuck Valley PR	1201.00
09	CT	47930	Waterbury-Shelton, CT MSA	140	Naugatuck Valley PR	1202.00
09	CT	47930	Waterbury-Shelton, CT MSA	140	Naugatuck Valley PR	1251.00
09	CT	47930	Waterbury-Shelton, CT MSA	140	Naugatuck Valley PR	1252.00
09	CT	47930	Waterbury-Shelton, CT MSA	140	Naugatuck Valley PR	1253.00
09	CT	47930	Waterbury-Shelton, CT MSA	140	Naugatuck Valley PR	1254.00
09	CT	47930	Waterbury-Shelton, CT MSA	140	Naugatuck Valley PR	1301.01
09	CT	47930	Waterbury-Shelton, CT MSA	140	Naugatuck Valley PR	1301.02
09	CT	47930	Waterbury-Shelton, CT MSA	140	Naugatuck Valley PR	1302.01
09	CT	47930	Waterbury-Shelton, CT MSA	140	Naugatuck Valley PR	1302.02
09	CT	47930	Waterbury-Shelton, CT MSA	140	Naugatuck Valley PR	3411.00
09	CT	47930	Waterbury-Shelton, CT MSA	140	Naugatuck Valley PR	3421.00
09	CT	47930	Waterbury-Shelton, CT MSA	140	Naugatuck Valley PR	3431.01
09	CT	47930	Waterbury-Shelton, CT MSA	140	Naugatuck Valley PR	3431.02
09	CT	47930	Waterbury-Shelton, CT MSA	140	Naugatuck Valley PR	3432.00
09	CT	47930	Waterbury-Shelton, CT MSA	140	Naugatuck Valley PR	3433.00
09	CT	47930	Waterbury-Shelton, CT MSA	140	Naugatuck Valley PR	3434.00
09	CT	47930	Waterbury-Shelton, CT MSA	140	Naugatuck Valley PR	3441.00
09	CT	47930	Waterbury-Shelton, CT MSA	140	Naugatuck Valley PR	3442.00
09	CT	47930	Waterbury-Shelton, CT MSA	140	Naugatuck Valley PR	3451.00
09	CT	47930	Waterbury-Shelton, CT MSA	140	Naugatuck Valley PR	3452.01
09	CT	47930	Waterbury-Shelton, CT MSA	140	Naugatuck Valley PR	3452.02
09	CT	47930	Waterbury-Shelton, CT MSA	140	Naugatuck Valley PR	3453.00
09	CT	47930	Waterbury-Shelton, CT MSA	140	Naugatuck Valley PR	3454.00
09	CT	47930	Waterbury-Shelton, CT MSA	140	Naugatuck Valley PR	3461.01
09	CT	47930	Waterbury-Shelton, CT MSA	140	Naugatuck Valley PR	3461.02
09	CT	47930	Waterbury-Shelton, CT MSA	140	Naugatuck Valley PR	3471.00
09	CT	47930	Waterbury-Shelton, CT MSA	140	Naugatuck Valley PR	3472.00
09	CT	47930	Waterbury-Shelton, CT MSA	140	Naugatuck Valley PR	3481.11

State Code	State Abr	MSA Number	MSA Name	County Code	County Name	Census Tract
09	CT	47930	Waterbury-Shelton, CT MSA	140	Naugatuck Valley PR	3481.22
09	CT	47930	Waterbury-Shelton, CT MSA	140	Naugatuck Valley PR	3481.23
09	CT	47930	Waterbury-Shelton, CT MSA	140	Naugatuck Valley PR	3481.24
09	CT	47930	Waterbury-Shelton, CT MSA	140	Naugatuck Valley PR	3481.25
09	CT	47930	Waterbury-Shelton, CT MSA	140	Naugatuck Valley PR	3491.00
09	CT	47930	Waterbury-Shelton, CT MSA	140	Naugatuck Valley PR	3492.00
09	CT	47930	Waterbury-Shelton, CT MSA	140	Naugatuck Valley PR	3501.01
09	CT	47930	Waterbury-Shelton, CT MSA	140	Naugatuck Valley PR	3502.00
09	CT	47930	Waterbury-Shelton, CT MSA	140	Naugatuck Valley PR	3503.00
09	CT	47930	Waterbury-Shelton, CT MSA	140	Naugatuck Valley PR	3504.00
09	CT	47930	Waterbury-Shelton, CT MSA	140	Naugatuck Valley PR	3505.00
09	CT	47930	Waterbury-Shelton, CT MSA	140	Naugatuck Valley PR	3508.00
09	CT	47930	Waterbury-Shelton, CT MSA	140	Naugatuck Valley PR	3509.00
09	CT	47930	Waterbury-Shelton, CT MSA	140	Naugatuck Valley PR	3510.00
09	CT	47930	Waterbury-Shelton, CT MSA	140	Naugatuck Valley PR	3511.00
09	CT	47930	Waterbury-Shelton, CT MSA	140	Naugatuck Valley PR	3512.00
09	CT	47930	Waterbury-Shelton, CT MSA	140	Naugatuck Valley PR	3513.00
09	CT	47930	Waterbury-Shelton, CT MSA	140	Naugatuck Valley PR	3514.00
09	CT	47930	Waterbury-Shelton, CT MSA	140	Naugatuck Valley PR	3515.00
09	CT	47930	Waterbury-Shelton, CT MSA	140	Naugatuck Valley PR	3516.01
09	CT	47930	Waterbury-Shelton, CT MSA	140	Naugatuck Valley PR	3516.02
09	CT	47930	Waterbury-Shelton, CT MSA	140	Naugatuck Valley PR	3517.00
09	CT	47930	Waterbury-Shelton, CT MSA	140	Naugatuck Valley PR	3518.00
09	CT	47930	Waterbury-Shelton, CT MSA	140	Naugatuck Valley PR	3519.00
09	CT	47930	Waterbury-Shelton, CT MSA	140	Naugatuck Valley PR	3520.00
09	CT	47930	Waterbury-Shelton, CT MSA	140	Naugatuck Valley PR	3521.00
09	CT	47930	Waterbury-Shelton, CT MSA	140	Naugatuck Valley PR	3522.00
09	CT	47930	Waterbury-Shelton, CT MSA	140	Naugatuck Valley PR	3523.00
09	CT	47930	Waterbury-Shelton, CT MSA	140	Naugatuck Valley PR	3524.00
09	CT	47930	Waterbury-Shelton, CT MSA	140	Naugatuck Valley PR	3525.00
09	CT	47930	Waterbury-Shelton, CT MSA	140	Naugatuck Valley PR	3526.00
09	CT	47930	Waterbury-Shelton, CT MSA	140	Naugatuck Valley PR	3527.01
09	CT	47930	Waterbury-Shelton, CT MSA	140	Naugatuck Valley PR	3527.02
09	CT	47930	Waterbury-Shelton, CT MSA	140	Naugatuck Valley PR	3528.00
09	CT	47930	Waterbury-Shelton, CT MSA	140	Naugatuck Valley PR	3601.00
09	CT	47930	Waterbury-Shelton, CT MSA	140	Naugatuck Valley PR	3602.00
09	CT	47930	Waterbury-Shelton, CT MSA	140	Naugatuck Valley PR	3603.00
09	CT	47930	Waterbury-Shelton, CT MSA	140	Naugatuck Valley PR	3604.00
09	CT	47930	Waterbury-Shelton, CT MSA	140	Naugatuck Valley PR	3611.00
09	CT	47930	Waterbury-Shelton, CT MSA	140	Naugatuck Valley PR	3612.00
09	CT	47930	Waterbury-Shelton, CT MSA	140	Naugatuck Valley PR	3613.00
09	CT	47930	Waterbury-Shelton, CT MSA	140	Naugatuck Valley PR	3621.01
09	CT	47930	Waterbury-Shelton, CT MSA	140	Naugatuck Valley PR	3621.02
09	CT	47930	Waterbury-Shelton, CT MSA	140	Naugatuck Valley PR	4051.00
09	CT	47930	Waterbury-Shelton, CT MSA	140	Naugatuck Valley PR	4052.00
09	CT	47930	Waterbury-Shelton, CT MSA	140	Naugatuck Valley PR	4053.00
09	CT	47930	Waterbury-Shelton, CT MSA	140	Naugatuck Valley PR	4054.01
09	CT	47930	Waterbury-Shelton, CT MSA	140	Naugatuck Valley PR	4054.02
09	CT	47930	Waterbury-Shelton, CT MSA	140	Naugatuck Valley PR	4055.00
09	CT	47930	Waterbury-Shelton, CT MSA	140	Naugatuck Valley PR	4056.00
09	CT	47930	Waterbury-Shelton, CT MSA	140	Naugatuck Valley PR	4057.00
09	CT	47930	Waterbury-Shelton, CT MSA	140	Naugatuck Valley PR	4058.01
09	CT	47930	Waterbury-Shelton, CT MSA	140	Naugatuck Valley PR	4058.02
09	CT	47930	Waterbury-Shelton, CT MSA	140	Naugatuck Valley PR	4059.00
09	CT	47930	Waterbury-Shelton, CT MSA	140	Naugatuck Valley PR	4060.01
09	CT	47930	Waterbury-Shelton, CT MSA	140	Naugatuck Valley PR	4060.02
09	CT	47930	Waterbury-Shelton, CT MSA	140	Naugatuck Valley PR	4061.00
09	CT	47930	Waterbury-Shelton, CT MSA	140	Naugatuck Valley PR	4253.00
09	CT	47930	Waterbury-Shelton, CT MSA	140	Naugatuck Valley PR	4254.00
09	CT	47930	Waterbury-Shelton, CT MSA	140	Naugatuck Valley PR	4255.00
09	CT	99999	NA	160	Northwest Hills PR	2602.00
09	CT	99999	NA	160	Northwest Hills PR	2611.00
09	CT	99999	NA	160	Northwest Hills PR	2621.00

State Code	State Abr	MSA Number	MSA Name	County Code	County Name	Census Tract
09	CT	99999	NA	160	Northwest Hills PR	2632.00
09	CT	99999	NA	160	Northwest Hills PR	2651.00
09	CT	99999	NA	160	Northwest Hills PR	2661.00
09	CT	99999	NA	160	Northwest Hills PR	2671.00
09	CT	99999	NA	160	Northwest Hills PR	2681.00
09	CT	99999	NA	160	Northwest Hills PR	2901.00
09	CT	99999	NA	160	Northwest Hills PR	2931.00
09	CT	99999	NA	160	Northwest Hills PR	2961.00
09	CT	99999	NA	160	Northwest Hills PR	2983.00
09	CT	99999	NA	160	Northwest Hills PR	2984.00
09	CT	99999	NA	160	Northwest Hills PR	3001.00
09	CT	99999	NA	160	Northwest Hills PR	3004.00
09	CT	99999	NA	160	Northwest Hills PR	3005.00
09	CT	99999	NA	160	Northwest Hills PR	3031.00
09	CT	99999	NA	160	Northwest Hills PR	3061.00
09	CT	99999	NA	160	Northwest Hills PR	3101.00
09	CT	99999	NA	160	Northwest Hills PR	3102.00
09	CT	99999	NA	160	Northwest Hills PR	3103.00
09	CT	99999	NA	160	Northwest Hills PR	3104.00
09	CT	99999	NA	160	Northwest Hills PR	3105.00
09	CT	99999	NA	160	Northwest Hills PR	3106.01
09	CT	99999	NA	160	Northwest Hills PR	3106.02
09	CT	99999	NA	160	Northwest Hills PR	3107.00
09	CT	99999	NA	160	Northwest Hills PR	3108.01
09	CT	99999	NA	160	Northwest Hills PR	3108.03
09	CT	99999	NA	160	Northwest Hills PR	3108.04
09	CT	99999	NA	160	Northwest Hills PR	3201.01
09	CT	99999	NA	160	Northwest Hills PR	3201.02
09	CT	99999	NA	160	Northwest Hills PR	3202.00
09	CT	99999	NA	160	Northwest Hills PR	3301.00
09	CT	99999	NA	160	Northwest Hills PR	4101.01
09	CT	99999	NA	160	Northwest Hills PR	4101.02
09	CT	99999	NA	160	Northwest Hills PR	4256.01
09	CT	99999	NA	160	Northwest Hills PR	4256.02
25	MA	14454	Boston, MA	021	Norfolk	4001.00
25	MA	14454	Boston, MA	021	Norfolk	4002.01
25	MA	14454	Boston, MA	021	Norfolk	4002.02
25	MA	14454	Boston, MA	021	Norfolk	4003.00
25	MA	14454	Boston, MA	021	Norfolk	4004.01
25	MA	14454	Boston, MA	021	Norfolk	4004.02
25	MA	14454	Boston, MA	021	Norfolk	4005.00
25	MA	14454	Boston, MA	021	Norfolk	4006.00
25	MA	14454	Boston, MA	021	Norfolk	4007.00
25	MA	14454	Boston, MA	021	Norfolk	4008.00
25	MA	14454	Boston, MA	021	Norfolk	4009.00
25	MA	14454	Boston, MA	021	Norfolk	4010.00
25	MA	14454	Boston, MA	021	Norfolk	4011.00
25	MA	14454	Boston, MA	021	Norfolk	4012.01
25	MA	14454	Boston, MA	021	Norfolk	4012.02
25	MA	14454	Boston, MA	021	Norfolk	4021.01
25	MA	14454	Boston, MA	021	Norfolk	4021.02
25	MA	14454	Boston, MA	021	Norfolk	4022.00
25	MA	14454	Boston, MA	021	Norfolk	4023.00
25	MA	14454	Boston, MA	021	Norfolk	4024.00
25	MA	14454	Boston, MA	021	Norfolk	4025.00
25	MA	14454	Boston, MA	021	Norfolk	4031.00
25	MA	14454	Boston, MA	021	Norfolk	4033.00
25	MA	14454	Boston, MA	021	Norfolk	4034.00
25	MA	14454	Boston, MA	021	Norfolk	4035.01
25	MA	14454	Boston, MA	021	Norfolk	4035.02
25	MA	14454	Boston, MA	021	Norfolk	4041.00
25	MA	14454	Boston, MA	021	Norfolk	4042.01
25	MA	14454	Boston, MA	021	Norfolk	4042.02

State Code	State Abr	MSA Number	MSA Name	County Code	County Name	Census Tract
25	MA	14454	Boston, MA	021	Norfolk	4043.01
25	MA	14454	Boston, MA	021	Norfolk	4043.02
25	MA	14454	Boston, MA	021	Norfolk	4044.00
25	MA	14454	Boston, MA	021	Norfolk	4051.00
25	MA	14454	Boston, MA	021	Norfolk	4061.01
25	MA	14454	Boston, MA	021	Norfolk	4061.02
25	MA	14454	Boston, MA	021	Norfolk	4071.01
25	MA	14454	Boston, MA	021	Norfolk	4071.02
25	MA	14454	Boston, MA	021	Norfolk	4081.02
25	MA	14454	Boston, MA	021	Norfolk	4081.03
25	MA	14454	Boston, MA	021	Norfolk	4081.04
25	MA	14454	Boston, MA	021	Norfolk	4091.01
25	MA	14454	Boston, MA	021	Norfolk	4091.02
25	MA	14454	Boston, MA	021	Norfolk	4101.00
25	MA	14454	Boston, MA	021	Norfolk	4103.00
25	MA	14454	Boston, MA	021	Norfolk	4104.00
25	MA	14454	Boston, MA	021	Norfolk	4111.01
25	MA	14454	Boston, MA	021	Norfolk	4111.02
25	MA	14454	Boston, MA	021	Norfolk	4112.00
25	MA	14454	Boston, MA	021	Norfolk	4113.01
25	MA	14454	Boston, MA	021	Norfolk	4113.02
25	MA	14454	Boston, MA	021	Norfolk	4121.00
25	MA	14454	Boston, MA	021	Norfolk	4122.00
25	MA	14454	Boston, MA	021	Norfolk	4123.00
25	MA	14454	Boston, MA	021	Norfolk	4131.00
25	MA	14454	Boston, MA	021	Norfolk	4132.01
25	MA	14454	Boston, MA	021	Norfolk	4132.02
25	MA	14454	Boston, MA	021	Norfolk	4133.00
25	MA	14454	Boston, MA	021	Norfolk	4134.01
25	MA	14454	Boston, MA	021	Norfolk	4134.02
25	MA	14454	Boston, MA	021	Norfolk	4135.00
25	MA	14454	Boston, MA	021	Norfolk	4141.00
25	MA	14454	Boston, MA	021	Norfolk	4142.00
25	MA	14454	Boston, MA	021	Norfolk	4143.00
25	MA	14454	Boston, MA	021	Norfolk	4151.01
25	MA	14454	Boston, MA	021	Norfolk	4151.03
25	MA	14454	Boston, MA	021	Norfolk	4151.04
25	MA	14454	Boston, MA	021	Norfolk	4152.01
25	MA	14454	Boston, MA	021	Norfolk	4152.02
25	MA	14454	Boston, MA	021	Norfolk	4153.00
25	MA	14454	Boston, MA	021	Norfolk	4161.01
25	MA	14454	Boston, MA	021	Norfolk	4161.02
25	MA	14454	Boston, MA	021	Norfolk	4162.00
25	MA	14454	Boston, MA	021	Norfolk	4163.00
25	MA	14454	Boston, MA	021	Norfolk	4164.00
25	MA	14454	Boston, MA	021	Norfolk	4171.00
25	MA	14454	Boston, MA	021	Norfolk	4172.01
25	MA	14454	Boston, MA	021	Norfolk	4172.02
25	MA	14454	Boston, MA	021	Norfolk	4173.00
25	MA	14454	Boston, MA	021	Norfolk	4174.00
25	MA	14454	Boston, MA	021	Norfolk	4175.01
25	MA	14454	Boston, MA	021	Norfolk	4175.02
25	MA	14454	Boston, MA	021	Norfolk	4176.01
25	MA	14454	Boston, MA	021	Norfolk	4176.02
25	MA	14454	Boston, MA	021	Norfolk	4177.02
25	MA	14454	Boston, MA	021	Norfolk	4177.03
25	MA	14454	Boston, MA	021	Norfolk	4177.04
25	MA	14454	Boston, MA	021	Norfolk	4178.01
25	MA	14454	Boston, MA	021	Norfolk	4178.02
25	MA	14454	Boston, MA	021	Norfolk	4179.01
25	MA	14454	Boston, MA	021	Norfolk	4179.02
25	MA	14454	Boston, MA	021	Norfolk	4180.02
25	MA	14454	Boston, MA	021	Norfolk	4180.03

State Code	State Abr	MSA Number	MSA Name	County Code	County Name	Census Tract
25	MA	14454	Boston, MA	021	Norfolk	4180.04
25	MA	14454	Boston, MA	021	Norfolk	4181.01
25	MA	14454	Boston, MA	021	Norfolk	4181.02
25	MA	14454	Boston, MA	021	Norfolk	4182.01
25	MA	14454	Boston, MA	021	Norfolk	4191.00
25	MA	14454	Boston, MA	021	Norfolk	4192.00
25	MA	14454	Boston, MA	021	Norfolk	4193.00
25	MA	14454	Boston, MA	021	Norfolk	4194.00
25	MA	14454	Boston, MA	021	Norfolk	4195.00
25	MA	14454	Boston, MA	021	Norfolk	4196.01
25	MA	14454	Boston, MA	021	Norfolk	4196.02
25	MA	14454	Boston, MA	021	Norfolk	4197.00
25	MA	14454	Boston, MA	021	Norfolk	4198.00
25	MA	14454	Boston, MA	021	Norfolk	4201.01
25	MA	14454	Boston, MA	021	Norfolk	4201.02
25	MA	14454	Boston, MA	021	Norfolk	4202.01
25	MA	14454	Boston, MA	021	Norfolk	4202.02
25	MA	14454	Boston, MA	021	Norfolk	4203.01
25	MA	14454	Boston, MA	021	Norfolk	4203.02
25	MA	14454	Boston, MA	021	Norfolk	4211.00
25	MA	14454	Boston, MA	021	Norfolk	4212.00
25	MA	14454	Boston, MA	021	Norfolk	4221.00
25	MA	14454	Boston, MA	021	Norfolk	4222.01
25	MA	14454	Boston, MA	021	Norfolk	4222.02
25	MA	14454	Boston, MA	021	Norfolk	4223.01
25	MA	14454	Boston, MA	021	Norfolk	4223.03
25	MA	14454	Boston, MA	021	Norfolk	4223.04
25	MA	14454	Boston, MA	021	Norfolk	4224.01
25	MA	14454	Boston, MA	021	Norfolk	4224.02
25	MA	14454	Boston, MA	021	Norfolk	4225.01
25	MA	14454	Boston, MA	021	Norfolk	4225.02
25	MA	14454	Boston, MA	021	Norfolk	4226.00
25	MA	14454	Boston, MA	021	Norfolk	4227.00
25	MA	14454	Boston, MA	021	Norfolk	4228.00
25	MA	14454	Boston, MA	021	Norfolk	4231.01
25	MA	14454	Boston, MA	021	Norfolk	4231.02
25	MA	14454	Boston, MA	021	Norfolk	4401.01
25	MA	14454	Boston, MA	021	Norfolk	4401.02
25	MA	14454	Boston, MA	021	Norfolk	4412.02
25	MA	14454	Boston, MA	021	Norfolk	4412.03
25	MA	14454	Boston, MA	021	Norfolk	4412.04
25	MA	14454	Boston, MA	021	Norfolk	4421.01
25	MA	14454	Boston, MA	021	Norfolk	4421.03
25	MA	14454	Boston, MA	021	Norfolk	4421.04
25	MA	14454	Boston, MA	021	Norfolk	4421.05
25	MA	14454	Boston, MA	021	Norfolk	4422.01
25	MA	14454	Boston, MA	021	Norfolk	4422.03
25	MA	14454	Boston, MA	021	Norfolk	4422.04
25	MA	14454	Boston, MA	021	Norfolk	4431.03
25	MA	14454	Boston, MA	021	Norfolk	4431.04
25	MA	14454	Boston, MA	021	Norfolk	4431.05
25	MA	14454	Boston, MA	021	Norfolk	4431.06
25	MA	14454	Boston, MA	021	Norfolk	4561.01
25	MA	14454	Boston, MA	021	Norfolk	4561.02
25	MA	14454	Boston, MA	021	Norfolk	4562.00
25	MA	14454	Boston, MA	021	Norfolk	4563.01
25	MA	14454	Boston, MA	021	Norfolk	4563.02
25	MA	14454	Boston, MA	021	Norfolk	4564.01
25	MA	14454	Boston, MA	021	Norfolk	4564.02
25	MA	14454	Boston, MA	021	Norfolk	4571.00
25	MA	14454	Boston, MA	021	Norfolk	4572.00
25	MA	14454	Boston, MA	021	Norfolk	9800.00
25	MA	14454	Boston, MA	023	Plymouth	5001.01

State Code	State Abr	MSA Number	MSA Name	County Code	County Name	Census Tract
25	MA	14454	Boston, MA	023	Plymouth	5001.03
25	MA	14454	Boston, MA	023	Plymouth	5001.04
25	MA	14454	Boston, MA	023	Plymouth	5011.01
25	MA	14454	Boston, MA	023	Plymouth	5011.02
25	MA	14454	Boston, MA	023	Plymouth	5012.01
25	MA	14454	Boston, MA	023	Plymouth	5012.03
25	MA	14454	Boston, MA	023	Plymouth	5012.04
25	MA	14454	Boston, MA	023	Plymouth	5021.01
25	MA	14454	Boston, MA	023	Plymouth	5021.02
25	MA	14454	Boston, MA	023	Plymouth	5022.00
25	MA	14454	Boston, MA	023	Plymouth	5031.01
25	MA	14454	Boston, MA	023	Plymouth	5031.02
25	MA	14454	Boston, MA	023	Plymouth	5041.01
25	MA	14454	Boston, MA	023	Plymouth	5041.02
25	MA	14454	Boston, MA	023	Plymouth	5051.02
25	MA	14454	Boston, MA	023	Plymouth	5051.03
25	MA	14454	Boston, MA	023	Plymouth	5051.04
25	MA	14454	Boston, MA	023	Plymouth	5052.01
25	MA	14454	Boston, MA	023	Plymouth	5052.02
25	MA	14454	Boston, MA	023	Plymouth	5061.02
25	MA	14454	Boston, MA	023	Plymouth	5061.03
25	MA	14454	Boston, MA	023	Plymouth	5061.04
25	MA	14454	Boston, MA	023	Plymouth	5062.02
25	MA	14454	Boston, MA	023	Plymouth	5062.03
25	MA	14454	Boston, MA	023	Plymouth	5062.05
25	MA	14454	Boston, MA	023	Plymouth	5062.06
25	MA	14454	Boston, MA	023	Plymouth	5071.01
25	MA	14454	Boston, MA	023	Plymouth	5071.03
25	MA	14454	Boston, MA	023	Plymouth	5071.04
25	MA	14454	Boston, MA	023	Plymouth	5081.01
25	MA	14454	Boston, MA	023	Plymouth	5081.02
25	MA	14454	Boston, MA	023	Plymouth	5082.00
25	MA	14454	Boston, MA	023	Plymouth	5091.01
25	MA	14454	Boston, MA	023	Plymouth	5091.02
25	MA	14454	Boston, MA	023	Plymouth	5101.00
25	MA	14454	Boston, MA	023	Plymouth	5102.00
25	MA	14454	Boston, MA	023	Plymouth	5103.00
25	MA	14454	Boston, MA	023	Plymouth	5104.00
25	MA	14454	Boston, MA	023	Plymouth	5105.01
25	MA	14454	Boston, MA	023	Plymouth	5105.03
25	MA	14454	Boston, MA	023	Plymouth	5105.04
25	MA	14454	Boston, MA	023	Plymouth	5105.05
25	MA	14454	Boston, MA	023	Plymouth	5106.00
25	MA	14454	Boston, MA	023	Plymouth	5107.00
25	MA	14454	Boston, MA	023	Plymouth	5108.00
25	MA	14454	Boston, MA	023	Plymouth	5109.00
25	MA	14454	Boston, MA	023	Plymouth	5110.00
25	MA	14454	Boston, MA	023	Plymouth	5111.00
25	MA	14454	Boston, MA	023	Plymouth	5112.00
25	MA	14454	Boston, MA	023	Plymouth	5113.01
25	MA	14454	Boston, MA	023	Plymouth	5113.02
25	MA	14454	Boston, MA	023	Plymouth	5114.00
25	MA	14454	Boston, MA	023	Plymouth	5115.00
25	MA	14454	Boston, MA	023	Plymouth	5116.01
25	MA	14454	Boston, MA	023	Plymouth	5116.02
25	MA	14454	Boston, MA	023	Plymouth	5117.01
25	MA	14454	Boston, MA	023	Plymouth	5117.02
25	MA	14454	Boston, MA	023	Plymouth	5201.00
25	MA	14454	Boston, MA	023	Plymouth	5202.01
25	MA	14454	Boston, MA	023	Plymouth	5202.02
25	MA	14454	Boston, MA	023	Plymouth	5211.01
25	MA	14454	Boston, MA	023	Plymouth	5211.02
25	MA	14454	Boston, MA	023	Plymouth	5212.01

State Code	State Abr	MSA Number	MSA Name	County Code	County Name	Census Tract
25	MA	14454	Boston, MA	023	Plymouth	5212.02
25	MA	14454	Boston, MA	023	Plymouth	5221.01
25	MA	14454	Boston, MA	023	Plymouth	5221.02
25	MA	14454	Boston, MA	023	Plymouth	5231.00
25	MA	14454	Boston, MA	023	Plymouth	5232.01
25	MA	14454	Boston, MA	023	Plymouth	5232.03
25	MA	14454	Boston, MA	023	Plymouth	5232.04
25	MA	14454	Boston, MA	023	Plymouth	5241.01
25	MA	14454	Boston, MA	023	Plymouth	5241.02
25	MA	14454	Boston, MA	023	Plymouth	5251.01
25	MA	14454	Boston, MA	023	Plymouth	5251.04
25	MA	14454	Boston, MA	023	Plymouth	5252.04
25	MA	14454	Boston, MA	023	Plymouth	5261.00
25	MA	14454	Boston, MA	023	Plymouth	5301.00
25	MA	14454	Boston, MA	023	Plymouth	5302.00
25	MA	14454	Boston, MA	023	Plymouth	5303.00
25	MA	14454	Boston, MA	023	Plymouth	5304.00
25	MA	14454	Boston, MA	023	Plymouth	5305.00
25	MA	14454	Boston, MA	023	Plymouth	5306.00
25	MA	14454	Boston, MA	023	Plymouth	5307.00
25	MA	14454	Boston, MA	023	Plymouth	5308.01
25	MA	14454	Boston, MA	023	Plymouth	5308.02
25	MA	14454	Boston, MA	023	Plymouth	5309.02
25	MA	14454	Boston, MA	023	Plymouth	5309.03
25	MA	14454	Boston, MA	023	Plymouth	5309.04
25	MA	14454	Boston, MA	023	Plymouth	5401.01
25	MA	14454	Boston, MA	023	Plymouth	5401.02
25	MA	14454	Boston, MA	023	Plymouth	5401.03
25	MA	14454	Boston, MA	023	Plymouth	5411.00
25	MA	14454	Boston, MA	023	Plymouth	5421.01
25	MA	14454	Boston, MA	023	Plymouth	5421.02
25	MA	14454	Boston, MA	023	Plymouth	5422.00
25	MA	14454	Boston, MA	023	Plymouth	5423.01
25	MA	14454	Boston, MA	023	Plymouth	5423.02
25	MA	14454	Boston, MA	023	Plymouth	5431.00
25	MA	14454	Boston, MA	023	Plymouth	5441.00
25	MA	14454	Boston, MA	023	Plymouth	5442.00
25	MA	14454	Boston, MA	023	Plymouth	5451.00
25	MA	14454	Boston, MA	023	Plymouth	5452.00
25	MA	14454	Boston, MA	023	Plymouth	5453.00
25	MA	14454	Boston, MA	023	Plymouth	5454.00
25	MA	14454	Boston, MA	023	Plymouth	5601.00
25	MA	14454	Boston, MA	023	Plymouth	5611.00
25	MA	14454	Boston, MA	023	Plymouth	5614.00
25	MA	14454	Boston, MA	023	Plymouth	9802.00
25	MA	14454	Boston, MA	023	Plymouth	9803.00
25	MA	14454	Boston, MA	023	Plymouth	9900.03
25	MA	14454	Boston, MA	025	Suffolk	0001.01
25	MA	14454	Boston, MA	025	Suffolk	0001.02
25	MA	14454	Boston, MA	025	Suffolk	0002.01
25	MA	14454	Boston, MA	025	Suffolk	0002.02
25	MA	14454	Boston, MA	025	Suffolk	0003.01
25	MA	14454	Boston, MA	025	Suffolk	0003.02
25	MA	14454	Boston, MA	025	Suffolk	0004.01
25	MA	14454	Boston, MA	025	Suffolk	0004.02
25	MA	14454	Boston, MA	025	Suffolk	0005.02
25	MA	14454	Boston, MA	025	Suffolk	0005.03
25	MA	14454	Boston, MA	025	Suffolk	0005.05
25	MA	14454	Boston, MA	025	Suffolk	0005.06
25	MA	14454	Boston, MA	025	Suffolk	0006.01
25	MA	14454	Boston, MA	025	Suffolk	0006.03
25	MA	14454	Boston, MA	025	Suffolk	0006.04
25	MA	14454	Boston, MA	025	Suffolk	0007.01

State Code	State Abr	MSA Number	MSA Name	County Code	County Name	Census Tract
25	MA	14454	Boston, MA	025	Suffolk	0007.03
25	MA	14454	Boston, MA	025	Suffolk	0007.04
25	MA	14454	Boston, MA	025	Suffolk	0008.04
25	MA	14454	Boston, MA	025	Suffolk	0008.05
25	MA	14454	Boston, MA	025	Suffolk	0008.06
25	MA	14454	Boston, MA	025	Suffolk	0008.07
25	MA	14454	Boston, MA	025	Suffolk	0101.03
25	MA	14454	Boston, MA	025	Suffolk	0101.04
25	MA	14454	Boston, MA	025	Suffolk	0102.04
25	MA	14454	Boston, MA	025	Suffolk	0102.05
25	MA	14454	Boston, MA	025	Suffolk	0102.06
25	MA	14454	Boston, MA	025	Suffolk	0103.00
25	MA	14454	Boston, MA	025	Suffolk	0104.03
25	MA	14454	Boston, MA	025	Suffolk	0104.04
25	MA	14454	Boston, MA	025	Suffolk	0104.05
25	MA	14454	Boston, MA	025	Suffolk	0104.08
25	MA	14454	Boston, MA	025	Suffolk	0105.00
25	MA	14454	Boston, MA	025	Suffolk	0106.00
25	MA	14454	Boston, MA	025	Suffolk	0107.01
25	MA	14454	Boston, MA	025	Suffolk	0107.02
25	MA	14454	Boston, MA	025	Suffolk	0108.01
25	MA	14454	Boston, MA	025	Suffolk	0108.02
25	MA	14454	Boston, MA	025	Suffolk	0201.01
25	MA	14454	Boston, MA	025	Suffolk	0202.00
25	MA	14454	Boston, MA	025	Suffolk	0203.01
25	MA	14454	Boston, MA	025	Suffolk	0203.02
25	MA	14454	Boston, MA	025	Suffolk	0203.04
25	MA	14454	Boston, MA	025	Suffolk	0203.05
25	MA	14454	Boston, MA	025	Suffolk	0301.00
25	MA	14454	Boston, MA	025	Suffolk	0302.00
25	MA	14454	Boston, MA	025	Suffolk	0303.01
25	MA	14454	Boston, MA	025	Suffolk	0303.02
25	MA	14454	Boston, MA	025	Suffolk	0304.00
25	MA	14454	Boston, MA	025	Suffolk	0305.00
25	MA	14454	Boston, MA	025	Suffolk	0401.00
25	MA	14454	Boston, MA	025	Suffolk	0402.00
25	MA	14454	Boston, MA	025	Suffolk	0403.00
25	MA	14454	Boston, MA	025	Suffolk	0404.01
25	MA	14454	Boston, MA	025	Suffolk	0406.00
25	MA	14454	Boston, MA	025	Suffolk	0408.01
25	MA	14454	Boston, MA	025	Suffolk	0501.01
25	MA	14454	Boston, MA	025	Suffolk	0502.00
25	MA	14454	Boston, MA	025	Suffolk	0503.00
25	MA	14454	Boston, MA	025	Suffolk	0504.00
25	MA	14454	Boston, MA	025	Suffolk	0505.00
25	MA	14454	Boston, MA	025	Suffolk	0506.00
25	MA	14454	Boston, MA	025	Suffolk	0507.00
25	MA	14454	Boston, MA	025	Suffolk	0509.01
25	MA	14454	Boston, MA	025	Suffolk	0510.00
25	MA	14454	Boston, MA	025	Suffolk	0511.01
25	MA	14454	Boston, MA	025	Suffolk	0512.00
25	MA	14454	Boston, MA	025	Suffolk	0601.01
25	MA	14454	Boston, MA	025	Suffolk	0602.00
25	MA	14454	Boston, MA	025	Suffolk	0603.01
25	MA	14454	Boston, MA	025	Suffolk	0604.00
25	MA	14454	Boston, MA	025	Suffolk	0605.01
25	MA	14454	Boston, MA	025	Suffolk	0606.01
25	MA	14454	Boston, MA	025	Suffolk	0606.02
25	MA	14454	Boston, MA	025	Suffolk	0606.03
25	MA	14454	Boston, MA	025	Suffolk	0606.04
25	MA	14454	Boston, MA	025	Suffolk	0607.00
25	MA	14454	Boston, MA	025	Suffolk	0608.00
25	MA	14454	Boston, MA	025	Suffolk	0610.00

State Code	State Abr	MSA Number	MSA Name	County Code	County Name	Census Tract
25	MA	14454	Boston, MA	025	Suffolk	0611.01
25	MA	14454	Boston, MA	025	Suffolk	0612.01
25	MA	14454	Boston, MA	025	Suffolk	0612.02
25	MA	14454	Boston, MA	025	Suffolk	0612.03
25	MA	14454	Boston, MA	025	Suffolk	0612.04
25	MA	14454	Boston, MA	025	Suffolk	0701.02
25	MA	14454	Boston, MA	025	Suffolk	0701.03
25	MA	14454	Boston, MA	025	Suffolk	0701.04
25	MA	14454	Boston, MA	025	Suffolk	0702.01
25	MA	14454	Boston, MA	025	Suffolk	0702.02
25	MA	14454	Boston, MA	025	Suffolk	0703.01
25	MA	14454	Boston, MA	025	Suffolk	0703.02
25	MA	14454	Boston, MA	025	Suffolk	0704.02
25	MA	14454	Boston, MA	025	Suffolk	0705.01
25	MA	14454	Boston, MA	025	Suffolk	0705.02
25	MA	14454	Boston, MA	025	Suffolk	0706.00
25	MA	14454	Boston, MA	025	Suffolk	0707.00
25	MA	14454	Boston, MA	025	Suffolk	0708.01
25	MA	14454	Boston, MA	025	Suffolk	0708.02
25	MA	14454	Boston, MA	025	Suffolk	0709.01
25	MA	14454	Boston, MA	025	Suffolk	0709.02
25	MA	14454	Boston, MA	025	Suffolk	0711.01
25	MA	14454	Boston, MA	025	Suffolk	0712.01
25	MA	14454	Boston, MA	025	Suffolk	0801.00
25	MA	14454	Boston, MA	025	Suffolk	0803.00
25	MA	14454	Boston, MA	025	Suffolk	0804.01
25	MA	14454	Boston, MA	025	Suffolk	0805.00
25	MA	14454	Boston, MA	025	Suffolk	0806.01
25	MA	14454	Boston, MA	025	Suffolk	0808.01
25	MA	14454	Boston, MA	025	Suffolk	0809.00
25	MA	14454	Boston, MA	025	Suffolk	0810.01
25	MA	14454	Boston, MA	025	Suffolk	0811.01
25	MA	14454	Boston, MA	025	Suffolk	0811.02
25	MA	14454	Boston, MA	025	Suffolk	0812.00
25	MA	14454	Boston, MA	025	Suffolk	0813.01
25	MA	14454	Boston, MA	025	Suffolk	0813.02
25	MA	14454	Boston, MA	025	Suffolk	0814.00
25	MA	14454	Boston, MA	025	Suffolk	0815.00
25	MA	14454	Boston, MA	025	Suffolk	0817.00
25	MA	14454	Boston, MA	025	Suffolk	0818.00
25	MA	14454	Boston, MA	025	Suffolk	0819.00
25	MA	14454	Boston, MA	025	Suffolk	0820.00
25	MA	14454	Boston, MA	025	Suffolk	0821.00
25	MA	14454	Boston, MA	025	Suffolk	0901.00
25	MA	14454	Boston, MA	025	Suffolk	0902.00
25	MA	14454	Boston, MA	025	Suffolk	0903.00
25	MA	14454	Boston, MA	025	Suffolk	0904.00
25	MA	14454	Boston, MA	025	Suffolk	0906.00
25	MA	14454	Boston, MA	025	Suffolk	0907.00
25	MA	14454	Boston, MA	025	Suffolk	0909.01
25	MA	14454	Boston, MA	025	Suffolk	0910.01
25	MA	14454	Boston, MA	025	Suffolk	0911.00
25	MA	14454	Boston, MA	025	Suffolk	0912.00
25	MA	14454	Boston, MA	025	Suffolk	0913.00
25	MA	14454	Boston, MA	025	Suffolk	0914.00
25	MA	14454	Boston, MA	025	Suffolk	0915.00
25	MA	14454	Boston, MA	025	Suffolk	0916.00
25	MA	14454	Boston, MA	025	Suffolk	0917.00
25	MA	14454	Boston, MA	025	Suffolk	0918.00
25	MA	14454	Boston, MA	025	Suffolk	0919.00
25	MA	14454	Boston, MA	025	Suffolk	0920.00
25	MA	14454	Boston, MA	025	Suffolk	0921.01
25	MA	14454	Boston, MA	025	Suffolk	0922.00

State Code	State Abr	MSA Number	MSA Name	County Code	County Name	Census Tract
25	MA	14454	Boston, MA	025	Suffolk	0923.00
25	MA	14454	Boston, MA	025	Suffolk	0924.00
25	MA	14454	Boston, MA	025	Suffolk	1001.00
25	MA	14454	Boston, MA	025	Suffolk	1002.00
25	MA	14454	Boston, MA	025	Suffolk	1003.00
25	MA	14454	Boston, MA	025	Suffolk	1004.00
25	MA	14454	Boston, MA	025	Suffolk	1005.00
25	MA	14454	Boston, MA	025	Suffolk	1006.01
25	MA	14454	Boston, MA	025	Suffolk	1006.03
25	MA	14454	Boston, MA	025	Suffolk	1007.00
25	MA	14454	Boston, MA	025	Suffolk	1008.00
25	MA	14454	Boston, MA	025	Suffolk	1009.00
25	MA	14454	Boston, MA	025	Suffolk	1010.01
25	MA	14454	Boston, MA	025	Suffolk	1010.02
25	MA	14454	Boston, MA	025	Suffolk	1011.01
25	MA	14454	Boston, MA	025	Suffolk	1011.02
25	MA	14454	Boston, MA	025	Suffolk	1101.04
25	MA	14454	Boston, MA	025	Suffolk	1101.05
25	MA	14454	Boston, MA	025	Suffolk	1101.06
25	MA	14454	Boston, MA	025	Suffolk	1102.01
25	MA	14454	Boston, MA	025	Suffolk	1103.01
25	MA	14454	Boston, MA	025	Suffolk	1104.01
25	MA	14454	Boston, MA	025	Suffolk	1104.03
25	MA	14454	Boston, MA	025	Suffolk	1105.01
25	MA	14454	Boston, MA	025	Suffolk	1105.02
25	MA	14454	Boston, MA	025	Suffolk	1106.01
25	MA	14454	Boston, MA	025	Suffolk	1106.07
25	MA	14454	Boston, MA	025	Suffolk	1201.03
25	MA	14454	Boston, MA	025	Suffolk	1201.04
25	MA	14454	Boston, MA	025	Suffolk	1201.05
25	MA	14454	Boston, MA	025	Suffolk	1202.01
25	MA	14454	Boston, MA	025	Suffolk	1203.01
25	MA	14454	Boston, MA	025	Suffolk	1204.00
25	MA	14454	Boston, MA	025	Suffolk	1205.00
25	MA	14454	Boston, MA	025	Suffolk	1206.00
25	MA	14454	Boston, MA	025	Suffolk	1207.00
25	MA	14454	Boston, MA	025	Suffolk	1301.01
25	MA	14454	Boston, MA	025	Suffolk	1302.00
25	MA	14454	Boston, MA	025	Suffolk	1303.00
25	MA	14454	Boston, MA	025	Suffolk	1304.02
25	MA	14454	Boston, MA	025	Suffolk	1304.04
25	MA	14454	Boston, MA	025	Suffolk	1304.06
25	MA	14454	Boston, MA	025	Suffolk	1401.02
25	MA	14454	Boston, MA	025	Suffolk	1401.05
25	MA	14454	Boston, MA	025	Suffolk	1401.06
25	MA	14454	Boston, MA	025	Suffolk	1401.07
25	MA	14454	Boston, MA	025	Suffolk	1402.01
25	MA	14454	Boston, MA	025	Suffolk	1402.02
25	MA	14454	Boston, MA	025	Suffolk	1403.00
25	MA	14454	Boston, MA	025	Suffolk	1404.00
25	MA	14454	Boston, MA	025	Suffolk	1601.02
25	MA	14454	Boston, MA	025	Suffolk	1601.03
25	MA	14454	Boston, MA	025	Suffolk	1602.00
25	MA	14454	Boston, MA	025	Suffolk	1603.00
25	MA	14454	Boston, MA	025	Suffolk	1604.00
25	MA	14454	Boston, MA	025	Suffolk	1605.01
25	MA	14454	Boston, MA	025	Suffolk	1605.02
25	MA	14454	Boston, MA	025	Suffolk	1606.01
25	MA	14454	Boston, MA	025	Suffolk	1606.02
25	MA	14454	Boston, MA	025	Suffolk	1701.01
25	MA	14454	Boston, MA	025	Suffolk	1701.02
25	MA	14454	Boston, MA	025	Suffolk	1702.00
25	MA	14454	Boston, MA	025	Suffolk	1703.01

State Code	State Abr	MSA Number	MSA Name	County Code	County Name	Census Tract
25	MA	14454	Boston, MA	025	Suffolk	1703.02
25	MA	14454	Boston, MA	025	Suffolk	1704.00
25	MA	14454	Boston, MA	025	Suffolk	1705.02
25	MA	14454	Boston, MA	025	Suffolk	1705.03
25	MA	14454	Boston, MA	025	Suffolk	1705.04
25	MA	14454	Boston, MA	025	Suffolk	1706.01
25	MA	14454	Boston, MA	025	Suffolk	1707.01
25	MA	14454	Boston, MA	025	Suffolk	1707.02
25	MA	14454	Boston, MA	025	Suffolk	1708.00
25	MA	14454	Boston, MA	025	Suffolk	1801.01
25	MA	14454	Boston, MA	025	Suffolk	1802.00
25	MA	14454	Boston, MA	025	Suffolk	1803.01
25	MA	14454	Boston, MA	025	Suffolk	1804.00
25	MA	14454	Boston, MA	025	Suffolk	1805.00
25	MA	14454	Boston, MA	025	Suffolk	9801.01
25	MA	14454	Boston, MA	025	Suffolk	9803.00
25	MA	14454	Boston, MA	025	Suffolk	9807.00
25	MA	14454	Boston, MA	025	Suffolk	9809.00
25	MA	14454	Boston, MA	025	Suffolk	9810.00
25	MA	14454	Boston, MA	025	Suffolk	9811.00
25	MA	14454	Boston, MA	025	Suffolk	9812.01
25	MA	14454	Boston, MA	025	Suffolk	9812.02
25	MA	14454	Boston, MA	025	Suffolk	9813.00
25	MA	14454	Boston, MA	025	Suffolk	9815.01
25	MA	14454	Boston, MA	025	Suffolk	9815.02
25	MA	14454	Boston, MA	025	Suffolk	9816.00
25	MA	14454	Boston, MA	025	Suffolk	9817.00
25	MA	14454	Boston, MA	025	Suffolk	9818.00
25	MA	14454	Boston, MA	025	Suffolk	9819.00
25	MA	14454	Boston, MA	025	Suffolk	9901.01
25	MA	15764	Cambridge-Newton-Framingham, MA	017	Middlesex	3321.00
25	MA	15764	Cambridge-Newton-Framingham, MA	017	Middlesex	3322.01
25	MA	15764	Cambridge-Newton-Framingham, MA	017	Middlesex	3322.02
25	MA	15764	Cambridge-Newton-Framingham, MA	017	Middlesex	3323.00
25	MA	15764	Cambridge-Newton-Framingham, MA	017	Middlesex	3324.01
25	MA	15764	Cambridge-Newton-Framingham, MA	017	Middlesex	3324.02
25	MA	15764	Cambridge-Newton-Framingham, MA	017	Middlesex	3331.00
25	MA	15764	Cambridge-Newton-Framingham, MA	017	Middlesex	3332.00
25	MA	15764	Cambridge-Newton-Framingham, MA	017	Middlesex	3333.00
25	MA	15764	Cambridge-Newton-Framingham, MA	017	Middlesex	3334.00
25	MA	15764	Cambridge-Newton-Framingham, MA	017	Middlesex	3335.01
25	MA	15764	Cambridge-Newton-Framingham, MA	017	Middlesex	3335.02
25	MA	15764	Cambridge-Newton-Framingham, MA	017	Middlesex	3336.01
25	MA	15764	Cambridge-Newton-Framingham, MA	017	Middlesex	3336.02
25	MA	15764	Cambridge-Newton-Framingham, MA	017	Middlesex	3361.00
25	MA	15764	Cambridge-Newton-Framingham, MA	017	Middlesex	3362.01
25	MA	15764	Cambridge-Newton-Framingham, MA	017	Middlesex	3362.02
25	MA	15764	Cambridge-Newton-Framingham, MA	017	Middlesex	3363.00
25	MA	15764	Cambridge-Newton-Framingham, MA	017	Middlesex	3364.02
25	MA	15764	Cambridge-Newton-Framingham, MA	017	Middlesex	3364.03
25	MA	15764	Cambridge-Newton-Framingham, MA	017	Middlesex	3364.04
25	MA	15764	Cambridge-Newton-Framingham, MA	017	Middlesex	3381.00
25	MA	15764	Cambridge-Newton-Framingham, MA	017	Middlesex	3382.00
25	MA	15764	Cambridge-Newton-Framingham, MA	017	Middlesex	3383.00
25	MA	15764	Cambridge-Newton-Framingham, MA	017	Middlesex	3384.00
25	MA	15764	Cambridge-Newton-Framingham, MA	017	Middlesex	3385.00
25	MA	15764	Cambridge-Newton-Framingham, MA	017	Middlesex	3391.01
25	MA	15764	Cambridge-Newton-Framingham, MA	017	Middlesex	3391.02
25	MA	15764	Cambridge-Newton-Framingham, MA	017	Middlesex	3392.00
25	MA	15764	Cambridge-Newton-Framingham, MA	017	Middlesex	3393.00
25	MA	15764	Cambridge-Newton-Framingham, MA	017	Middlesex	3394.00
25	MA	15764	Cambridge-Newton-Framingham, MA	017	Middlesex	3395.00
25	MA	15764	Cambridge-Newton-Framingham, MA	017	Middlesex	3396.00

State Code	State Abr	MSA Number	MSA Name	County Code	County Name	Census Tract
25	MA	15764	Cambridge-Newton-Framingham, MA	017	Middlesex	3701.03
25	MA	15764	Cambridge-Newton-Framingham, MA	017	Middlesex	3701.04
25	MA	15764	Cambridge-Newton-Framingham, MA	017	Middlesex	3702.01
25	MA	15764	Cambridge-Newton-Framingham, MA	017	Middlesex	3702.02
25	MA	15764	Cambridge-Newton-Framingham, MA	017	Middlesex	3703.01
25	MA	15764	Cambridge-Newton-Framingham, MA	017	Middlesex	3703.02
25	MA	15764	Cambridge-Newton-Framingham, MA	017	Middlesex	3704.01
25	MA	15764	Cambridge-Newton-Framingham, MA	017	Middlesex	3704.02
25	MA	15764	Cambridge-Newton-Framingham, MA	017	Middlesex	3704.03
25	MA	15764	Cambridge-Newton-Framingham, MA	017	Middlesex	3731.00
25	MA	15764	Cambridge-Newton-Framingham, MA	017	Middlesex	3732.00
25	MA	15764	Cambridge-Newton-Framingham, MA	017	Middlesex	3733.00
25	MA	15764	Cambridge-Newton-Framingham, MA	017	Middlesex	3734.00
25	MA	15764	Cambridge-Newton-Framingham, MA	017	Middlesex	3735.00
25	MA	15764	Cambridge-Newton-Framingham, MA	017	Middlesex	3736.00
25	MA	15764	Cambridge-Newton-Framingham, MA	017	Middlesex	3737.00
25	MA	15764	Cambridge-Newton-Framingham, MA	017	Middlesex	3738.00
25	MA	15764	Cambridge-Newton-Framingham, MA	017	Middlesex	3739.01
25	MA	15764	Cambridge-Newton-Framingham, MA	017	Middlesex	3739.02
25	MA	15764	Cambridge-Newton-Framingham, MA	017	Middlesex	3740.00
25	MA	15764	Cambridge-Newton-Framingham, MA	017	Middlesex	3741.00
25	MA	15764	Cambridge-Newton-Framingham, MA	017	Middlesex	3742.00
25	MA	15764	Cambridge-Newton-Framingham, MA	017	Middlesex	3743.00
25	MA	15764	Cambridge-Newton-Framingham, MA	017	Middlesex	3744.00
25	MA	15764	Cambridge-Newton-Framingham, MA	017	Middlesex	3745.00
25	MA	15764	Cambridge-Newton-Framingham, MA	017	Middlesex	3746.00
25	MA	15764	Cambridge-Newton-Framingham, MA	017	Middlesex	3747.00
25	MA	15764	Cambridge-Newton-Framingham, MA	017	Middlesex	3748.00
25	MA	39300	Providence-Warwick, RI-MA MSA	005	Bristol	6001.00
25	MA	39300	Providence-Warwick, RI-MA MSA	005	Bristol	6002.02
25	MA	39300	Providence-Warwick, RI-MA MSA	005	Bristol	6002.03
25	MA	39300	Providence-Warwick, RI-MA MSA	005	Bristol	6002.04
25	MA	39300	Providence-Warwick, RI-MA MSA	005	Bristol	6101.00
25	MA	39300	Providence-Warwick, RI-MA MSA	005	Bristol	6102.02
25	MA	39300	Providence-Warwick, RI-MA MSA	005	Bristol	6102.03
25	MA	39300	Providence-Warwick, RI-MA MSA	005	Bristol	6102.04
25	MA	39300	Providence-Warwick, RI-MA MSA	005	Bristol	6111.01
25	MA	39300	Providence-Warwick, RI-MA MSA	005	Bristol	6111.02
25	MA	39300	Providence-Warwick, RI-MA MSA	005	Bristol	6112.01
25	MA	39300	Providence-Warwick, RI-MA MSA	005	Bristol	6112.02
25	MA	39300	Providence-Warwick, RI-MA MSA	005	Bristol	6121.00
25	MA	39300	Providence-Warwick, RI-MA MSA	005	Bristol	6122.01
25	MA	39300	Providence-Warwick, RI-MA MSA	005	Bristol	6122.02
25	MA	39300	Providence-Warwick, RI-MA MSA	005	Bristol	6131.00
25	MA	39300	Providence-Warwick, RI-MA MSA	005	Bristol	6133.00
25	MA	39300	Providence-Warwick, RI-MA MSA	005	Bristol	6134.00
25	MA	39300	Providence-Warwick, RI-MA MSA	005	Bristol	6136.00
25	MA	39300	Providence-Warwick, RI-MA MSA	005	Bristol	6137.00
25	MA	39300	Providence-Warwick, RI-MA MSA	005	Bristol	6138.00
25	MA	39300	Providence-Warwick, RI-MA MSA	005	Bristol	6139.01
25	MA	39300	Providence-Warwick, RI-MA MSA	005	Bristol	6139.02
25	MA	39300	Providence-Warwick, RI-MA MSA	005	Bristol	6140.00
25	MA	39300	Providence-Warwick, RI-MA MSA	005	Bristol	6141.01
25	MA	39300	Providence-Warwick, RI-MA MSA	005	Bristol	6141.02
25	MA	39300	Providence-Warwick, RI-MA MSA	005	Bristol	6151.00
25	MA	39300	Providence-Warwick, RI-MA MSA	005	Bristol	6161.00
25	MA	39300	Providence-Warwick, RI-MA MSA	005	Bristol	6171.01
25	MA	39300	Providence-Warwick, RI-MA MSA	005	Bristol	6171.02
25	MA	39300	Providence-Warwick, RI-MA MSA	005	Bristol	6301.01
25	MA	39300	Providence-Warwick, RI-MA MSA	005	Bristol	6301.02
25	MA	39300	Providence-Warwick, RI-MA MSA	005	Bristol	6302.01
25	MA	39300	Providence-Warwick, RI-MA MSA	005	Bristol	6302.02
25	MA	39300	Providence-Warwick, RI-MA MSA	005	Bristol	6303.01

State Code	State Abr	MSA Number	MSA Name	County Code	County Name	Census Tract
25	MA	39300	Providence-Warwick, RI-MA MSA	005	Bristol	6511.00
25	MA	39300	Providence-Warwick, RI-MA MSA	005	Bristol	6512.00
25	MA	39300	Providence-Warwick, RI-MA MSA	005	Bristol	6513.00
25	MA	39300	Providence-Warwick, RI-MA MSA	005	Bristol	6514.00
25	MA	39300	Providence-Warwick, RI-MA MSA	005	Bristol	6515.00
25	MA	39300	Providence-Warwick, RI-MA MSA	005	Bristol	6516.00
25	MA	39300	Providence-Warwick, RI-MA MSA	005	Bristol	6517.00
25	MA	39300	Providence-Warwick, RI-MA MSA	005	Bristol	6518.00
25	MA	39300	Providence-Warwick, RI-MA MSA	005	Bristol	6519.00
25	MA	39300	Providence-Warwick, RI-MA MSA	005	Bristol	6520.00
25	MA	39300	Providence-Warwick, RI-MA MSA	005	Bristol	6521.00
25	MA	39300	Providence-Warwick, RI-MA MSA	005	Bristol	6522.00
25	MA	39300	Providence-Warwick, RI-MA MSA	005	Bristol	6523.00
25	MA	39300	Providence-Warwick, RI-MA MSA	005	Bristol	6524.00
25	MA	39300	Providence-Warwick, RI-MA MSA	005	Bristol	6525.00
25	MA	39300	Providence-Warwick, RI-MA MSA	005	Bristol	6526.00
25	MA	39300	Providence-Warwick, RI-MA MSA	005	Bristol	6527.00
25	MA	39300	Providence-Warwick, RI-MA MSA	005	Bristol	6528.00
25	MA	39300	Providence-Warwick, RI-MA MSA	005	Bristol	6531.01
25	MA	39300	Providence-Warwick, RI-MA MSA	005	Bristol	6531.02
25	MA	39300	Providence-Warwick, RI-MA MSA	005	Bristol	6532.03
25	MA	39300	Providence-Warwick, RI-MA MSA	005	Bristol	6532.04
25	MA	39300	Providence-Warwick, RI-MA MSA	005	Bristol	6533.01
25	MA	39300	Providence-Warwick, RI-MA MSA	005	Bristol	6533.04
25	MA	39300	Providence-Warwick, RI-MA MSA	005	Bristol	6541.00
25	MA	39300	Providence-Warwick, RI-MA MSA	005	Bristol	6542.00
25	MA	39300	Providence-Warwick, RI-MA MSA	005	Bristol	6551.00
25	MA	39300	Providence-Warwick, RI-MA MSA	005	Bristol	6552.00
25	MA	39300	Providence-Warwick, RI-MA MSA	005	Bristol	6553.00
25	MA	39300	Providence-Warwick, RI-MA MSA	005	Bristol	6554.00
25	MA	39300	Providence-Warwick, RI-MA MSA	005	Bristol	9855.00
25	MA	39300	Providence-Warwick, RI-MA MSA	005	Bristol	9856.00
25	MA	39300	Providence-Warwick, RI-MA MSA	005	Bristol	9900.00
36	NY	28740	Kingston, NY MSA	111	Ulster	9510.00
36	NY	28740	Kingston, NY MSA	111	Ulster	9511.00
36	NY	28740	Kingston, NY MSA	111	Ulster	9512.00
36	NY	28740	Kingston, NY MSA	111	Ulster	9513.00
36	NY	28740	Kingston, NY MSA	111	Ulster	9514.00
36	NY	28740	Kingston, NY MSA	111	Ulster	9515.00
36	NY	28740	Kingston, NY MSA	111	Ulster	9516.00
36	NY	28740	Kingston, NY MSA	111	Ulster	9517.00
36	NY	28740	Kingston, NY MSA	111	Ulster	9518.00
36	NY	28740	Kingston, NY MSA	111	Ulster	9519.00
36	NY	28740	Kingston, NY MSA	111	Ulster	9520.00
36	NY	28740	Kingston, NY MSA	111	Ulster	9521.00
36	NY	28740	Kingston, NY MSA	111	Ulster	9522.00
36	NY	28740	Kingston, NY MSA	111	Ulster	9523.00
36	NY	28740	Kingston, NY MSA	111	Ulster	9524.00
36	NY	28740	Kingston, NY MSA	111	Ulster	9525.00
36	NY	28740	Kingston, NY MSA	111	Ulster	9526.00
36	NY	28740	Kingston, NY MSA	111	Ulster	9527.00
36	NY	28740	Kingston, NY MSA	111	Ulster	9528.00
36	NY	28740	Kingston, NY MSA	111	Ulster	9529.01
36	NY	28740	Kingston, NY MSA	111	Ulster	9529.02
36	NY	28740	Kingston, NY MSA	111	Ulster	9530.00
36	NY	28740	Kingston, NY MSA	111	Ulster	9533.00
36	NY	28740	Kingston, NY MSA	111	Ulster	9534.00
36	NY	28740	Kingston, NY MSA	111	Ulster	9535.00
36	NY	28740	Kingston, NY MSA	111	Ulster	9536.00
36	NY	28740	Kingston, NY MSA	111	Ulster	9537.00
36	NY	28740	Kingston, NY MSA	111	Ulster	9538.00
36	NY	28740	Kingston, NY MSA	111	Ulster	9539.00
36	NY	28740	Kingston, NY MSA	111	Ulster	9540.00

State Code	State Abr	MSA Number	MSA Name	County Code	County Name	Census Tract
36	NY	35004	Nassau County-Suffolk County, NY	103	Suffolk	1907.12
36	NY	35004	Nassau County-Suffolk County, NY	103	Suffolk	1907.13
36	NY	35004	Nassau County-Suffolk County, NY	103	Suffolk	1907.14
36	NY	35004	Nassau County-Suffolk County, NY	103	Suffolk	1908.01
36	NY	35004	Nassau County-Suffolk County, NY	103	Suffolk	1908.02
36	NY	35004	Nassau County-Suffolk County, NY	103	Suffolk	2009.01
36	NY	35004	Nassau County-Suffolk County, NY	103	Suffolk	2009.03
36	NY	35004	Nassau County-Suffolk County, NY	103	Suffolk	2009.04
36	NY	35004	Nassau County-Suffolk County, NY	103	Suffolk	2009.05
36	NY	35004	Nassau County-Suffolk County, NY	103	Suffolk	2009.06
36	NY	35004	Nassau County-Suffolk County, NY	103	Suffolk	2010.05
36	NY	35004	Nassau County-Suffolk County, NY	103	Suffolk	2010.06
36	NY	35004	Nassau County-Suffolk County, NY	103	Suffolk	2010.07
36	NY	35004	Nassau County-Suffolk County, NY	103	Suffolk	2010.08
36	NY	35004	Nassau County-Suffolk County, NY	103	Suffolk	2010.09
36	NY	35004	Nassau County-Suffolk County, NY	103	Suffolk	2010.10
36	NY	35004	Nassau County-Suffolk County, NY	103	Suffolk	2012.00
36	NY	35004	Nassau County-Suffolk County, NY	103	Suffolk	9901.00
36	NY	35614	New York-Jersey City-White Plains, NY-NJ	005	Bronx	0001.00
36	NY	35614	New York-Jersey City-White Plains, NY-NJ	005	Bronx	0002.00
36	NY	35614	New York-Jersey City-White Plains, NY-NJ	005	Bronx	0004.00
36	NY	35614	New York-Jersey City-White Plains, NY-NJ	005	Bronx	0016.00
36	NY	35614	New York-Jersey City-White Plains, NY-NJ	005	Bronx	0019.01
36	NY	35614	New York-Jersey City-White Plains, NY-NJ	005	Bronx	0019.02
36	NY	35614	New York-Jersey City-White Plains, NY-NJ	005	Bronx	0019.03
36	NY	35614	New York-Jersey City-White Plains, NY-NJ	005	Bronx	0019.04
36	NY	35614	New York-Jersey City-White Plains, NY-NJ	005	Bronx	0020.01
36	NY	35614	New York-Jersey City-White Plains, NY-NJ	005	Bronx	0020.02
36	NY	35614	New York-Jersey City-White Plains, NY-NJ	005	Bronx	0023.00
36	NY	35614	New York-Jersey City-White Plains, NY-NJ	005	Bronx	0024.00
36	NY	35614	New York-Jersey City-White Plains, NY-NJ	005	Bronx	0025.00
36	NY	35614	New York-Jersey City-White Plains, NY-NJ	005	Bronx	0027.01
36	NY	35614	New York-Jersey City-White Plains, NY-NJ	005	Bronx	0027.02
36	NY	35614	New York-Jersey City-White Plains, NY-NJ	005	Bronx	0028.00
36	NY	35614	New York-Jersey City-White Plains, NY-NJ	005	Bronx	0031.00
36	NY	35614	New York-Jersey City-White Plains, NY-NJ	005	Bronx	0033.00
36	NY	35614	New York-Jersey City-White Plains, NY-NJ	005	Bronx	0035.00
36	NY	35614	New York-Jersey City-White Plains, NY-NJ	005	Bronx	0037.00
36	NY	35614	New York-Jersey City-White Plains, NY-NJ	005	Bronx	0038.00
36	NY	35614	New York-Jersey City-White Plains, NY-NJ	005	Bronx	0039.00
36	NY	35614	New York-Jersey City-White Plains, NY-NJ	005	Bronx	0040.01
36	NY	35614	New York-Jersey City-White Plains, NY-NJ	005	Bronx	0041.00
36	NY	35614	New York-Jersey City-White Plains, NY-NJ	005	Bronx	0042.00
36	NY	35614	New York-Jersey City-White Plains, NY-NJ	005	Bronx	0043.00
36	NY	35614	New York-Jersey City-White Plains, NY-NJ	005	Bronx	0044.00
36	NY	35614	New York-Jersey City-White Plains, NY-NJ	005	Bronx	0046.00
36	NY	35614	New York-Jersey City-White Plains, NY-NJ	005	Bronx	0048.00
36	NY	35614	New York-Jersey City-White Plains, NY-NJ	005	Bronx	0050.01
36	NY	35614	New York-Jersey City-White Plains, NY-NJ	005	Bronx	0050.02
36	NY	35614	New York-Jersey City-White Plains, NY-NJ	005	Bronx	0051.00
36	NY	35614	New York-Jersey City-White Plains, NY-NJ	005	Bronx	0052.00
36	NY	35614	New York-Jersey City-White Plains, NY-NJ	005	Bronx	0053.00
36	NY	35614	New York-Jersey City-White Plains, NY-NJ	005	Bronx	0054.00
36	NY	35614	New York-Jersey City-White Plains, NY-NJ	005	Bronx	0056.00
36	NY	35614	New York-Jersey City-White Plains, NY-NJ	005	Bronx	0059.02
36	NY	35614	New York-Jersey City-White Plains, NY-NJ	005	Bronx	0060.00
36	NY	35614	New York-Jersey City-White Plains, NY-NJ	005	Bronx	0061.00
36	NY	35614	New York-Jersey City-White Plains, NY-NJ	005	Bronx	0062.00
36	NY	35614	New York-Jersey City-White Plains, NY-NJ	005	Bronx	0063.01
36	NY	35614	New York-Jersey City-White Plains, NY-NJ	005	Bronx	0063.02
36	NY	35614	New York-Jersey City-White Plains, NY-NJ	005	Bronx	0064.00
36	NY	35614	New York-Jersey City-White Plains, NY-NJ	005	Bronx	0065.00
36	NY	35614	New York-Jersey City-White Plains, NY-NJ	005	Bronx	0067.00

State Code	State Abr	MSA Number	MSA Name	County Code	County Name	Census Tract
36	NY	35614	New York-Jersey City-White Plains, NY-NJ	119	Westchester	0132.01
36	NY	35614	New York-Jersey City-White Plains, NY-NJ	119	Westchester	0132.02
36	NY	35614	New York-Jersey City-White Plains, NY-NJ	119	Westchester	0133.01
36	NY	35614	New York-Jersey City-White Plains, NY-NJ	119	Westchester	0133.04
36	NY	35614	New York-Jersey City-White Plains, NY-NJ	119	Westchester	0134.01
36	NY	35614	New York-Jersey City-White Plains, NY-NJ	119	Westchester	0134.02
36	NY	35614	New York-Jersey City-White Plains, NY-NJ	119	Westchester	0135.00
36	NY	35614	New York-Jersey City-White Plains, NY-NJ	119	Westchester	0136.00
36	NY	35614	New York-Jersey City-White Plains, NY-NJ	119	Westchester	0137.00
36	NY	35614	New York-Jersey City-White Plains, NY-NJ	119	Westchester	0138.00
36	NY	35614	New York-Jersey City-White Plains, NY-NJ	119	Westchester	0139.00
36	NY	35614	New York-Jersey City-White Plains, NY-NJ	119	Westchester	0140.00
36	NY	35614	New York-Jersey City-White Plains, NY-NJ	119	Westchester	0141.00
36	NY	35614	New York-Jersey City-White Plains, NY-NJ	119	Westchester	0142.00
36	NY	35614	New York-Jersey City-White Plains, NY-NJ	119	Westchester	0143.00
36	NY	35614	New York-Jersey City-White Plains, NY-NJ	119	Westchester	0144.00
36	NY	35614	New York-Jersey City-White Plains, NY-NJ	119	Westchester	0145.00
36	NY	35614	New York-Jersey City-White Plains, NY-NJ	119	Westchester	0146.04
36	NY	35614	New York-Jersey City-White Plains, NY-NJ	119	Westchester	0146.05
36	NY	35614	New York-Jersey City-White Plains, NY-NJ	119	Westchester	0146.06
36	NY	35614	New York-Jersey City-White Plains, NY-NJ	119	Westchester	0146.07
36	NY	35614	New York-Jersey City-White Plains, NY-NJ	119	Westchester	0147.01
36	NY	35614	New York-Jersey City-White Plains, NY-NJ	119	Westchester	0147.03
36	NY	35614	New York-Jersey City-White Plains, NY-NJ	119	Westchester	0147.04
36	NY	35614	New York-Jersey City-White Plains, NY-NJ	119	Westchester	0148.05
36	NY	35614	New York-Jersey City-White Plains, NY-NJ	119	Westchester	0148.06
36	NY	35614	New York-Jersey City-White Plains, NY-NJ	119	Westchester	0148.08
36	NY	35614	New York-Jersey City-White Plains, NY-NJ	119	Westchester	0148.09
36	NY	35614	New York-Jersey City-White Plains, NY-NJ	119	Westchester	0148.10
36	NY	35614	New York-Jersey City-White Plains, NY-NJ	119	Westchester	0148.11
36	NY	35614	New York-Jersey City-White Plains, NY-NJ	119	Westchester	0148.12
36	NY	35614	New York-Jersey City-White Plains, NY-NJ	119	Westchester	0148.13
36	NY	35614	New York-Jersey City-White Plains, NY-NJ	119	Westchester	0149.01
36	NY	35614	New York-Jersey City-White Plains, NY-NJ	119	Westchester	0149.03
36	NY	35614	New York-Jersey City-White Plains, NY-NJ	119	Westchester	0149.07
36	NY	35614	New York-Jersey City-White Plains, NY-NJ	119	Westchester	0149.08
36	NY	35614	New York-Jersey City-White Plains, NY-NJ	119	Westchester	0149.09
36	NY	35614	New York-Jersey City-White Plains, NY-NJ	119	Westchester	0150.00
36	NY	35614	New York-Jersey City-White Plains, NY-NJ	119	Westchester	0151.00
36	NY	35614	New York-Jersey City-White Plains, NY-NJ	119	Westchester	9810.00
36	NY	35614	New York-Jersey City-White Plains, NY-NJ	119	Westchester	9820.00
36	NY	35614	New York-Jersey City-White Plains, NY-NJ	119	Westchester	9830.00
36	NY	35614	New York-Jersey City-White Plains, NY-NJ	119	Westchester	9840.00
36	NY	35614	New York-Jersey City-White Plains, NY-NJ	119	Westchester	9850.00
36	NY	99999	NA	105	Sullivan	9505.00
36	NY	99999	NA	105	Sullivan	9506.00
36	NY	99999	NA	105	Sullivan	9507.01
36	NY	99999	NA	105	Sullivan	9507.02
36	NY	99999	NA	105	Sullivan	9508.01
36	NY	99999	NA	105	Sullivan	9508.02
36	NY	99999	NA	105	Sullivan	9509.00
36	NY	99999	NA	105	Sullivan	9510.00
36	NY	99999	NA	105	Sullivan	9511.00
36	NY	99999	NA	105	Sullivan	9512.01
36	NY	99999	NA	105	Sullivan	9512.02
36	NY	99999	NA	105	Sullivan	9513.01
36	NY	99999	NA	105	Sullivan	9513.02
36	NY	99999	NA	105	Sullivan	9515.00
36	NY	99999	NA	105	Sullivan	9516.00
36	NY	99999	NA	105	Sullivan	9517.01
36	NY	99999	NA	105	Sullivan	9517.02
36	NY	99999	NA	105	Sullivan	9518.01
36	NY	99999	NA	105	Sullivan	9518.02

State Code	State Abr	MSA Number	MSA Name	County Code	County Name	Census Tract
36	NY	99999	NA	105	Sullivan	9519.00
36	NY	99999	NA	105	Sullivan	9520.00
44	RI	39300	Providence-Warwick, RI-MA MSA	001	Bristol	0301.00
44	RI	39300	Providence-Warwick, RI-MA MSA	001	Bristol	0302.00
44	RI	39300	Providence-Warwick, RI-MA MSA	001	Bristol	0303.00
44	RI	39300	Providence-Warwick, RI-MA MSA	001	Bristol	0304.00
44	RI	39300	Providence-Warwick, RI-MA MSA	001	Bristol	0305.00
44	RI	39300	Providence-Warwick, RI-MA MSA	001	Bristol	0306.01
44	RI	39300	Providence-Warwick, RI-MA MSA	001	Bristol	0306.02
44	RI	39300	Providence-Warwick, RI-MA MSA	001	Bristol	0307.00
44	RI	39300	Providence-Warwick, RI-MA MSA	001	Bristol	0308.00
44	RI	39300	Providence-Warwick, RI-MA MSA	001	Bristol	0309.01
44	RI	39300	Providence-Warwick, RI-MA MSA	001	Bristol	0309.02
44	RI	39300	Providence-Warwick, RI-MA MSA	003	Kent	0201.01
44	RI	39300	Providence-Warwick, RI-MA MSA	003	Kent	0201.02
44	RI	39300	Providence-Warwick, RI-MA MSA	003	Kent	0202.00
44	RI	39300	Providence-Warwick, RI-MA MSA	003	Kent	0203.00
44	RI	39300	Providence-Warwick, RI-MA MSA	003	Kent	0204.00
44	RI	39300	Providence-Warwick, RI-MA MSA	003	Kent	0205.00
44	RI	39300	Providence-Warwick, RI-MA MSA	003	Kent	0206.01
44	RI	39300	Providence-Warwick, RI-MA MSA	003	Kent	0206.02
44	RI	39300	Providence-Warwick, RI-MA MSA	003	Kent	0206.03
44	RI	39300	Providence-Warwick, RI-MA MSA	003	Kent	0206.04
44	RI	39300	Providence-Warwick, RI-MA MSA	003	Kent	0207.01
44	RI	39300	Providence-Warwick, RI-MA MSA	003	Kent	0207.02
44	RI	39300	Providence-Warwick, RI-MA MSA	003	Kent	0207.03
44	RI	39300	Providence-Warwick, RI-MA MSA	003	Kent	0208.00
44	RI	39300	Providence-Warwick, RI-MA MSA	003	Kent	0209.01
44	RI	39300	Providence-Warwick, RI-MA MSA	003	Kent	0209.03
44	RI	39300	Providence-Warwick, RI-MA MSA	003	Kent	0209.04
44	RI	39300	Providence-Warwick, RI-MA MSA	003	Kent	0210.01
44	RI	39300	Providence-Warwick, RI-MA MSA	003	Kent	0210.02
44	RI	39300	Providence-Warwick, RI-MA MSA	003	Kent	0211.00
44	RI	39300	Providence-Warwick, RI-MA MSA	003	Kent	0212.00
44	RI	39300	Providence-Warwick, RI-MA MSA	003	Kent	0213.00
44	RI	39300	Providence-Warwick, RI-MA MSA	003	Kent	0214.01
44	RI	39300	Providence-Warwick, RI-MA MSA	003	Kent	0214.02
44	RI	39300	Providence-Warwick, RI-MA MSA	003	Kent	0215.01
44	RI	39300	Providence-Warwick, RI-MA MSA	003	Kent	0215.02
44	RI	39300	Providence-Warwick, RI-MA MSA	003	Kent	0216.00
44	RI	39300	Providence-Warwick, RI-MA MSA	003	Kent	0217.00
44	RI	39300	Providence-Warwick, RI-MA MSA	003	Kent	0218.00
44	RI	39300	Providence-Warwick, RI-MA MSA	003	Kent	0219.01
44	RI	39300	Providence-Warwick, RI-MA MSA	003	Kent	0219.02
44	RI	39300	Providence-Warwick, RI-MA MSA	003	Kent	0219.03
44	RI	39300	Providence-Warwick, RI-MA MSA	003	Kent	0220.00
44	RI	39300	Providence-Warwick, RI-MA MSA	003	Kent	0221.00
44	RI	39300	Providence-Warwick, RI-MA MSA	003	Kent	0222.01
44	RI	39300	Providence-Warwick, RI-MA MSA	003	Kent	0222.02
44	RI	39300	Providence-Warwick, RI-MA MSA	003	Kent	0223.00
44	RI	39300	Providence-Warwick, RI-MA MSA	003	Kent	0224.00
44	RI	39300	Providence-Warwick, RI-MA MSA	003	Kent	9800.00
44	RI	39300	Providence-Warwick, RI-MA MSA	005	Newport	0401.01
44	RI	39300	Providence-Warwick, RI-MA MSA	005	Newport	0401.02
44	RI	39300	Providence-Warwick, RI-MA MSA	005	Newport	0401.04
44	RI	39300	Providence-Warwick, RI-MA MSA	005	Newport	0401.05
44	RI	39300	Providence-Warwick, RI-MA MSA	005	Newport	0402.00
44	RI	39300	Providence-Warwick, RI-MA MSA	005	Newport	0403.02
44	RI	39300	Providence-Warwick, RI-MA MSA	005	Newport	0403.03
44	RI	39300	Providence-Warwick, RI-MA MSA	005	Newport	0403.04
44	RI	39300	Providence-Warwick, RI-MA MSA	005	Newport	0404.00
44	RI	39300	Providence-Warwick, RI-MA MSA	005	Newport	0405.00
44	RI	39300	Providence-Warwick, RI-MA MSA	005	Newport	0406.00

